

Wienerberger
**World of
Façades**

Official Distributor for Greece



Table of contents

1

8 – 33 | Welcome to our World of Façades

10 – 11		Why choose Wienerberger?
12 – 13		Mission Statement
14 – 15		We work according to four pillars
16 – 19		Sustainability at Wienerberger
20 – 25		Why building with clay?
26 – 29		The Wienerberger Brick Award
30 – 31		Tailormade solutions

2

34 – 119 | Your guide to a perfect façade

36 – 37		Types of bricks
38 – 39		Brick sizes
40 – 43		Bonding patterns
44		Mortar colour
45		Masonry with thin joints
50 – 59		Brick slips
60 – 65		Eco-brick
66 – 69		LESS
70 – 73		ClickBrick Pure
74 – 80		Corium
82 – 83		Iluzo
84 – 87		Glazed bricks
88 – 93		Waterstruck bricks
94 – 97		Cassia
98 – 101		Argeton
103 – 118		Danish design

3

120 – 307 | Look. Dream. Choose.

122 – 139		Black
140 – 193		Red-Orange & Mulli
194 – 215		Brown
216 – 225		Copper
226 – 257		Grey
258 – 263		Purple
264 – 285		White
286 – 307		Yellow

4

308 – 351 | Clay pavers

5

352 – 356 | Practical Info

Our highlights



CO₂ neutral brick production line

Another innovative solution to revolutionize the future of the ceramics industry is the new highly efficient zero-fossil-fuel brick slip production at our Kortemark site, in Belgium. A leading factory, where they looked for the perfect combination of durability, quality and aesthetics. **58 – 59**



ClickBrick Pure

Circular construction is the future. Currently, when demolishing structures, bricks are often recycled as aggregate for road building or the production of concrete. Although bricks are never turned into waste, our ambition is greater than this form of 'downcycling'. Wienerberger is fully committed to the possibility of reusing facing bricks. This is possible, for example, by using lime mortars for traditional masonry. And now there is also the ultimate circular dry-laying system, ClickBrick! This system makes it easy for facing bricks to be dismantled and used again. **70 – 71**



Tailormade solutions

With our tailormade solutions we can make your creative and individual ideas come true. **30 – 31**



Eco-brick, a sustainable solution

Using Eco-bricks is the best way to let you personalise your home. The wide range of stylish shades of colour makes all kinds of styles and architectures possible. There are timeless colours and contemporary ones. Our 2 new ranges Avolto and Nubilum are only available in the Eco-brick format. Also our Waterstruck and Archipolis collections have been extended in an Eco-brick format. **60 – 61**

+ New colours in the ranges Recup, Elignia

+ Addition of Eco-bricks in the ranges Archipolis, Waterstruck

+ New brick ranges: Amfora, Tolus, Avolto and Nubilum



Corium®

A unique brick cladding system which consists of clay brick slips, especially designed to clip mechanically into interlocking steel backing sections. **74 – 75**

**“Architecture starts when you
carefully put two bricks together.
There it begins.”**

Ludwig Mies van der Rohe

Welcome to our World of Façades

1

Why choose Wienerberger?


Wienerberger AG is a global provider of building materials and infrastructure solutions located at the Wienerberg in Vienna, Austria, hence the company name. Wienerberger is the only multinational and the world's largest producer of clay blocks for walls, bricks for façades (including façade systems), clay roof tiles and clay pavers with leading market positions. Founded in 1819, Wienerberger can look back on more than 200 years of successful business. Today, we have more than 200 production sites in 27 countries and showrooms in several European countries.

Wienerberger Building Solutions

The production, supply and distribution of building materials made of clay are the core business of the Wienerberger Building Solutions business unit. Concentrating on the international business, Wienerberger World is part of Wienerberger Building Solutions and is located in Kortrijk, Belgium.



European production sites



Mission Statement

We live and invest in true values.

Our vision is to improve the quality of people's lives and create a better world for future generations by providing innovative and sustainable solutions for infrastructure, renovation and new build projects. We strive to be the premier provider of sustainable building materials and infrastructure solutions and the preferred employer in our local markets.

To achieve this vision, we work together based on our four core values: Trust, Respect, Passion and Creativity. Every decision and every contribution we make is guided by these shared values, which ground us, connect us, drive us and bring us to life.

Our goal is to make a meaningful contribution to people and the planet, with solutions that make life easier. We are committed to building a better tomorrow for future generations.

At Wienerberger, we care for tomorrow.



Trust
grounds us.

We value open-mindedness and being supportive of our colleagues. We believe in sharing our opinions thoughtfully and communicating honestly. We act with integrity and reliability, keeping our commitments both internally and externally.



Respect
connects us.

At Wienerberger, we believe in equality within our team. We strive for balance in all relationships, and value life-long learning and the expertise of others.



Creativity
brings us to life.

We are committed to harnessing our ideas and opportunities to create a more sustainable way of life. We are transparent in our dealings and take the time to learn from our successes and our failures. We believe in thinking big and driving innovation in our products, solutions and services.



Passion
drives us.

We are fully committed to Wienerberger and take responsibility for achieving our goals. We are determined to realize our potential and provide premium service and the highest standards, not only today but also in the future. We face challenges with optimism and a positive mindset.

We work according to four pillars

Value

When we say value, we don't mean cost. Throughout the supply chain we demand that our products and services exceed rather than just meet expectations. That way we ensure we offer true value to our shareholders.

Innovation

We're dedicated to finding new ways to be better. That means embracing new technologies, exploring new techniques and investing in new ideas to help our products and services deliver a better quality of life.

Sustainability

Sustainability is not just a commitment towards minimising our impact on the environment; it's a commitment to be better across the board. We take great care with the resources we use and embed our products with industry-leading innovations.

Quality & Expertise

Our global manufacturing heritage spans two centuries. Whether it's an innovative clay block walling system or a traditional handmade roof tile, we apply exacting quality standards to our work.



Sustainability at Wienerberger

WOW – World of Wienerberger – stands for our self-concept to provide solutions that make the world a better place

Sustainability is not just a fad in our 200-year history. It has always been at the core of the world of Wienerberger and constitutes a crucial element of our corporate strategy and our decisions. Our solutions are the key to creating sustainable infrastructure and buildings for generations. We assume responsibility by taking environmental, social and governance (ESG) aspects into account. Our Wienerberger Sustainability program 2023 is founded on three environment-related pillars: decarbonization, biodiversity, and circular economy.



Mobility also plays an important role in the building sector's climate passport. Transport by water offers a number of undeniable advantages.

Decarbonization

Energy efficiency and decarbonization are central issues in all of Wienerberger's business areas. We therefore share the global vision of a CO₂-neutral economy and are determined to contribute to climate protection with our products. In our ceramic production, we will further reduce our greenhouse gas emissions through the technological optimization of our production processes and by increasing the use of green electricity at all Wienerberger production sites. Alongside improvements of existing processes, we are employing new technologies and developing innovative products in R&D projects in order to reach our ambitious targets for 2023 and beyond.

TARGET FOR 2023:
A 15% reduction of our CO₂ emissions compared to 2020.

Biodiversity

Biodiversity is a crucial topic for each of our 216 production sites. At Wienerberger we feel dutybound to respect nature reserves and to use our resources sparingly. By fostering biodiversity, we will further optimize our land use in order to contribute toward an increased presence of flora and fauna. We have therefore set ourselves the ambitious target of integrating all our local activities aimed at protecting biodiversity into a uniform program.

TARGET FOR 2023:
A biodiversity program for all our sites.

Circular economy

One of our ecological targets is to put even greater emphasis on a circular economy. On the one hand, secondary raw materials from internal or external sources are to be reintroduced into the production processes after thorough quality checks. On the other hand, products are to be designed so as to be reusable at the end of their service life. This underlines our strong commitment to resource efficiency and closed value creation cycles. Our target is to ensure that 100% of our new products are recyclable or reusable.








TARGET FOR 2023:
100% of our new products designed to be recyclable or reusable.

Sustainability at Wienerberger

Our Sustainability program 2023 and progress 2022



We are clearly committed to achieving climate neutrality and actively support the European Green Deal. The highest possible level of transparency of our progress in the fight against climate change is important to us. Alongside long-term sustainability targets, we therefore also set ourselves ambitious short- and medium-term targets. However, in order to adequately address all ecological and societal challenges we have defined our Sustainability Program 2023.

	Topics	Targets 2023	Progress 2022
Environment	 Decarbonization	15% less CO ₂ emissions compared with 2020	13.2% less CO ₂ emissions compared with 2020
	 Circular Economy	100% of new products designed to be reusable or recyclable	98% of new products designed to be reusable or recyclable
	 Biodiversity	Biodiversity Action Plans for all our production sites in place	67 production sites with implemented Biodiversity Action Plans
Social	 Diversity	>15% female employees in senior management >30% female employees in white-collar positions	15% female employees in senior management 34% female employees in white-collar positions
	 Training and Development	10% more training hours per employee compared with 2020	53% more training hours per employee compared with 2020
	 CSR Projects	200 housing units per year built with our products for people in need in our local markets	254 housing units built
Governance	 Governance Standards	Committed to the highest national and international governance standards	A consistent focus on: <ul style="list-style-type: none"> • Business strategy • Board diversity and compensation • Executive compensation • Succession management

Why building with clay?

Besides being natural, high-quality and maintenance-friendly, ceramics are sustainable in all production stages – from raw material extraction to production and packaging, through to processing.

Clay bricks and roof tiles are among the oldest building materials in the world and are still extremely popular. This does not come as a surprise, because clay building materials are natural, versatile, durable and of stable value. Selecting the right building materials is a decision for a lifetime.

Customers who choose roof tiles, facing bricks, clay blocks or pavers by Wienerberger play it safe – and enjoy more advantages, as compared to other building materials.

1. Versatile

Clay building materials can be used for a variety of applications. They can be used for walls, façades and roofs as well as for gardens, terraces and open spaces. Clay tiles and bricks can be used almost anywhere and for all architectural styles, whether for the construction of single-family houses or apartment blocks, office or public buildings.



Why building with clay?



2. Energy-efficient

Owing to their excellent insulation properties and their heat storage capacity, clay building materials help to reduce the energy consumption of buildings.

3. Durable

Clay building materials are robust, stable and, as a result, especially durable; their lifespan is more than 100 years. Brick buildings, which have lasted for centuries, can be discovered all around the world. Buildings made of clay tiles and bricks are weather-resistant, earthquake-proof and fire-resistant.

4. Aesthetic

Clay bricks and tiles are aesthetic and versatile. Thanks to a wide range of available colours, shapes and surfaces, the number of possible designs and variations is almost unlimited. The colour spectrum ranges from super white to classic red to coal black. Available variants include rough, smooth and glazed surfaces, elongated and wide formats. Roof tiles and facing bricks as well as pavers can be perfectly coordinated with one another.

Why building with clay?

5. Economic

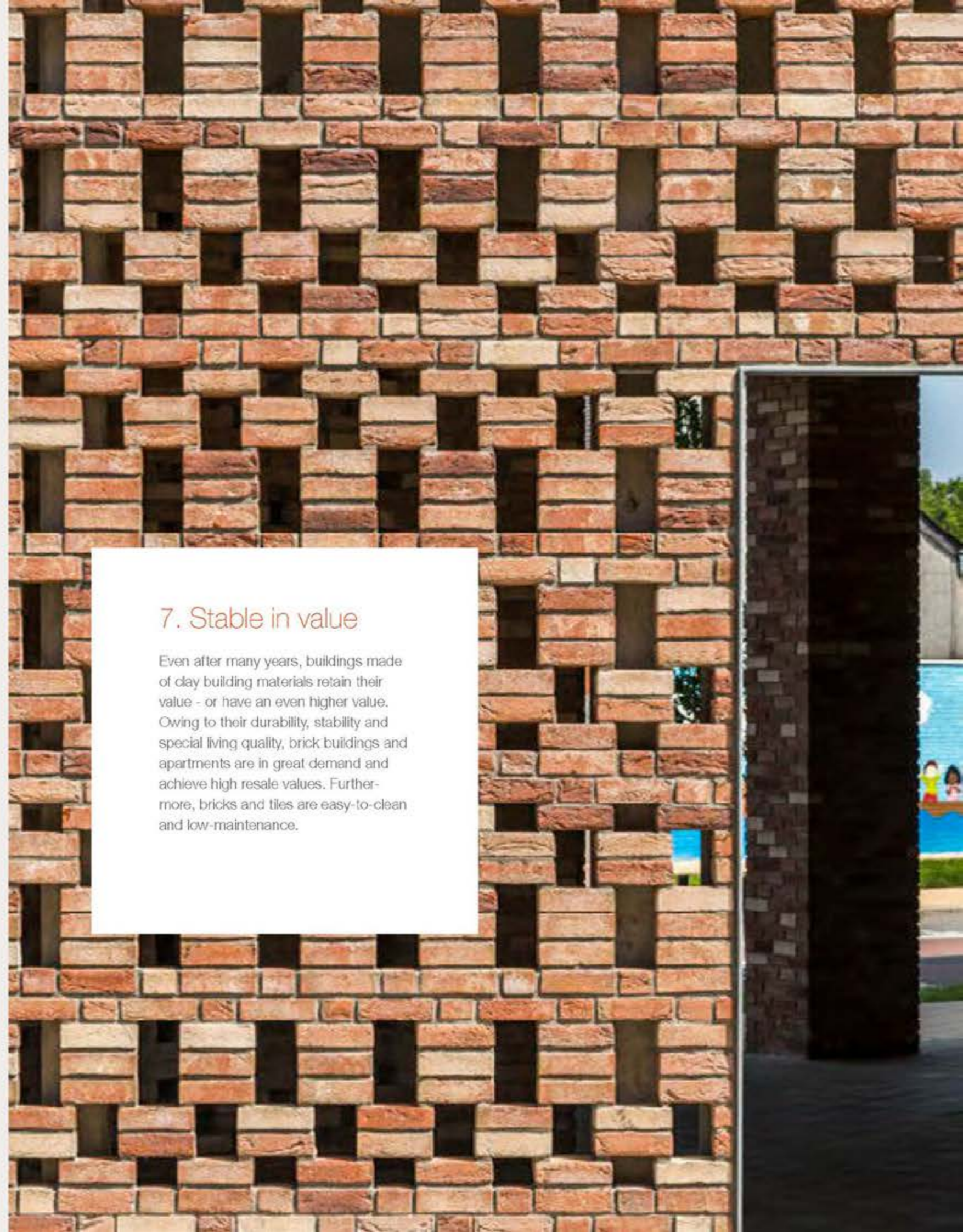
A solid building envelope made of brick can be constructed quickly and flexibly – this saves both time and money. Wind and weather, heat and frost are not able to damage clay building materials. As a result, maintenance and service costs are low. Owing to their favourable insulation properties, clay building materials also help to save energy costs.

6. Natural

Clay blocks, facing bricks and clay roof tiles as well as pavers are particularly sustainable and natural building materials because they consist of the natural raw materials clay and water. Bricks and tiles are absolutely free of pollutants and allergens and, thus, especially compatible with humans and nature.

7. Stable in value

Even after many years, buildings made of clay building materials retain their value - or have an even higher value. Owing to their durability, stability and special living quality, brick buildings and apartments are in great demand and achieve high resale values. Furthermore, bricks and tiles are easy-to-clean and low-maintenance.



The Wienerberger Brick Award

For more than a decade now, Wienerberger AG has been hosting the international Brick Award every two years, providing a stage for excellent brick architecture and its architects.

Wienerberger initiated the Brick Award for the first time in 2004, in order to put this natural building material into the spotlight, demonstrating how exciting, exceptional and modern architecture using brick can be.

Although Wienerberger is the host of the award, it is an independent award and the use of Wienerberger products is no decisive factor for participation. Independent architecture critics, experts and architects are invited to submit innovative and creative buildings and other construction works made of clay building materials. The spectrum of applications ranges from building solutions using classic clay blocks, facing bricks and roof tiles to the creative application of clay pavers and ceramic façade panels.

Submission process

Participants are asked to fill out an online template comprising of basic project data, a short informative text describing the project, as well as uploading pictures and plans of the building. By submitting, participants consent to the submission and having this published at a later stage.

Assessment criteria

Assessment criteria include an innovative design and architecture concept, skillful and innovative use of bricks as well as architecture quality in terms of aesthetics, shape and configuration of the project. Special attention is also directed to sustainability, climate resilience, energy efficiency, affordable living – the adequacy of the project in relation to its intended purpose, building type and cultural context.

More information can be found on www.brickaward.com



Architect: NirXHu Design and Research Office, Shanghai



Tailormade solutions

Wienerberger offers specialist design and technical expertise, providing effective and helpful advice to achieve successful brickwork.

The services offered range from guidance on the most appropriate product selection for particular projects and applications, to final product specification, including current building standards and codes of practice, special shaped bricks, bond patterns, movement joints and brickwork detailing.



Tailormade solutions, let's make creative and individual ideas come true.

Architects want to realize their own, individual ideas. To get inspired, they want to see and feel products in order to develop their own vision. By offering the possibility to create a Special Customer Request, Wienerberger tries to meet the customer's vision in developing the right product.

How does the process work?

The product requirements are defined together with the architect; functionality and aesthetics are key. A visit to our production units to start and work on the process together with the team is highly preferable.

For the development of custom-made facing bricks, different parameters like clay mixture, format, structure, engobing and firing method are used. With an agile method on a small scale, a minimum viable product (MVP) is produced to show how the product will look - with as less means as possible. An agile response to the customer's feedback on every MVP is key. For this intense and highly creative process a very close cooperation with the project decision makers (architect, developer, ...) is needed.

During the last years, a lot of sample products are available to inspire interested customers in this process. Developed products may also be a starting point for other projects.

Today, our team of experts has been successfully working on projects in Belgium, the USA, Norway and China.



Greenwich West Building, New York
Architect: Loci Anima, Paris



Your guide to a perfect façade

2

Types of bricks

Bricks come in a wide range of types, colours and sizes. Choose from a whole assortment of hand-moulded bricks, extruded bricks, pressed bricks, braised bricks, smooth waterstruck bricks, tumbled bricks, grooved bricks and so on.

Hand-moulded bricks

Hand-moulded bricks used to be made by hand, as the name suggests, but today ultramodern machines have taken over the process. But the end result is the same: the bricks look as though they have been made by hand, with uneven and rough sides. The grains and uneven sanding also add to their unique character. And by mixing the types of clay used, there are all sorts of great colour variations you can go for. The result? A great-looking wall, but still with plenty of interest!



Braised bricks

Braised bricks have a touch of individuality: a special 'braising' process gives the bricks a unique shade of grey. The final colour depends on all sorts of factors: the basic colour of the brick, the way they are stacked in the braising kiln and the addition of other substances during the braising process. In any event, at Wienerberger you'll find a lot of contemporary grey bricks to produce a façade you'll fall in love with.



Extruded bricks

The name says it all: the clay is pressed into a long strand and then cut into brick format. The process also allows for larger sizes. And these bricks stand out because of their sleek, linear appearance.



Waterstruck bricks

These are special bricks. The name refers to the process used for removing the bricks from their moulds in which water is used instead of sand. This gives them a smooth, planed and unsanded surface structure. The process also highlights the natural colour of clay more, delivering endless creative possibilities.



Pressed bricks

With these bricks, the clay is pressed into moulds and then rolled. This gives you a contoured brick with minimal or even no grain, creating a well-defined look.



Brick sizes

Do you want to opt for large bricks that are fast to build with for contemporary-looking façades, or maybe smaller ones that offer a maximum of variety? Whatever the size of brick you choose – big or small, thick or thin – you'll find what you're looking for at Wienerberger.



		length (mm)	width (mm)	height (mm)
Traditional formats				
Module 50	M50	188	88	48
Module 65	M65	188	88	63
Module 90	M90	188	88	88
Waalformat	WF	210	100	50
Waalformat	WF	215	102	50
Waaltdkformat	WFD	215	102	65
Yedhtformat	VF	210	100	40
Klampformat		185	85	45
220 x 105 x 54	FF	220	105	54
Roman format	RF	238	90	40
Hilversum format	HF	228	108	40
Danish format	DF	228	108	54
178 x 83 x 48	RV	178	83	48
240 x 114 x 71	NF	240	114	71
240 x 115 x 71	NF	240	115	71
288 x 90 x 48		288	90	48
Schouderden format		256	90	43
Long formats				
400 x 95 x 48		400	95	48
400 x 100 x 40		400	100	40
495 x 100 x 38		495	100	38
500 x 100 x 38		500	100	38
510 x 100 x 40		510	100	40
535 x 105 x 40		535	105	40
Eco-brick formats				
Eco-brick	WF	210	85	50
Eco-brick	WF	215	85	50
Eco-brick	WFD	215	85	65
Eco-brick 240		240	85	40
Eco-brick 400		400	85	40

Bonding patterns

Achieving different looks

Bonding refers to the way in which the bricks are laid. The primary purpose of bonding is to ensure the brickwork is strong and stable. However, it can also have a dramatic effect on the visual appearance. Today's architect has a huge selection of masonry bond patterns to choose from. To point you in the right direction, here's a summary of the most commonly used bond patterns below.

Stack bond




Three quarter bond




Brazilian bond




The claustra or Brazilian bond is a bond that is characterised by many openings in the masonry. These openings result from the fact that the facing bricks are supported only at the ends by the underlying facing bricks. The openings that are thus created give the masonry a transparent character. Point of attention when using the Brazilian bond: the overlay between the bricks must at least be three quarters of a brick.



Colorada
BOW architects, Roeselare, Belgium



Block Bond



Stretcher bond



English bond



Wild bond



Mortar colour

Another key consideration for determining the overall appearance of your building is the colour of mortar you use. Mortar actually accounts for 15 - 17% of the visible brickwork (dependant on bond pattern) and the colour chosen can change the look of your wall considerably.

Facing bricks show your personal style, but don't underestimate the effect of the mortar joints used to lay them. If you want coloured mortar, you'll need to match it with the colour of your brick. Light joints produce a light wall, whereas dark joints do the opposite. If you go for a mortar joint that's the same colour as the brick itself (tone-on-tone), your wall will have a nice even appearance. Or maybe you'd rather have no joints at all? In that case, using adhesive or thin bricks can be a good alternative: that way, the bricks are laid close together, creating an expressive wall.

Below are some examples of how different mortar colours can significantly change the look of the same brick.

Medium mortar



Same joint colour



Glued bricks



Masonry with thin joints

Thin joints are hotter than ever. Thin joints give your wall a lovely solid look, bringing your façade into its own. You have 3 options to choose from:



Adhesive



Thin brickwork



Iluzo: the look of adhesive-bonded



If you opt for adhesive, a thin layer of mortar is used between the bricks. The specific composition of the bonding mortar ensures the perfect bonding strength. This makes the joint virtually invisible, which in turn highlights the look of the brick itself. In fact it looks as though the bricks have simply been stacked on top of each other.

With thin brickwork, a special mortar is used that enables thinner joints to be created. This mortar is applied using a smaller trowel. The result is the same as with using adhesive: a solid, expressive wall in which the bricks play the starring role.

As a result of the growing success of thin joints, Wienerberger has developed a smart brick: Iluzo. This brick combines the benefits of classic mortar brickwork with the benefits of thin masonry.


The Iluzo has a thin joint at the front and then a hollow that still enables a 12 mm layer of mortar to be applied. The Iluzo makes brickwork with thin joints even easier than before. Is Iluzo an illusion? No way! But you're sure to get a multi-coloured and innovative façade.

All of our facing bricks are suitable for traditional masonry, as well as for brickwork with adhesive and thin mortar joints.



Our highlights

Brick slips
Eco-brick
LESS
ClickBrick Pure
Corium®



Brick slips, aesthetics combined with energy savings

Our bricks slips open up a world of new renovation and new build options for you. They provide additional alternatives in terms of insulation thickness and appearance and colour of each façade. You can apply brick slips both inside and outside, as long as the substrate is dry, stable, flat and dust- and grease-free. Brick slips give the interior a surprising touch, create exciting colour and light effects and provide you with endless combination options. Brick slips have the same qualities as common facing bricks. In other words, they are dimensionally stable, non-combustible, robust, easy to maintain and frost-resistant. Thanks to their minimal thickness, they look perfectly at home against a ceiling or overhang.



Ideal for façade renovation


Brick slips are the ideal solution for maximizing the space saved during façade renovation. Where the width of a traditional brick is not available, these brick slips – with a thickness of 9 mm to 22 mm – are a very practical solution. Their slim profile also means that brick slips offer numerous options for insulation thickness, yielding lots of possibilities for energy savings.



Our on-line pressed brick slips are available with a thickness starting from 6mm.

Perfect for new build houses and high-rises

Once the brick slips are in place, they are almost indistinguishable from whole bricks. Virtually all facing bricks in our product range are also available as brick slips with the same qualities and properties as their 'big brothers'.



Hectic Braised
Architect ir. arch. Patric Billiet, Oud-Heverlee, Belgium

Bricks in an interior setting: a captivating effect

By integrating bricks into interiors, you create a surprising touch, exciting colour and light effects, and have endless possibilities in terms of combinations and creativity.

Brick slips offer a flexible way to get the style you want and can be fitted to a range of surfaces as a quick, easy and cost-effective way to create an authentic brick finish that offers low maintenance and long-term durability.

The performance benefits of brick slips are similar to those of brick – a breathable, non-combustible, durable, recyclable and energy-efficient material. No other cladding solution offers this combination of beauty and practicality.

Brick slips are the ideal solution for creating memorable and impactful interiors for retail, hospitality and commercial spaces. We know that, when designing or refreshing a boutique, restaurant, hotel or office interior, time and space are incredibly valuable. Brick slips allow you to construct an authentic-looking brick wall with speed, using up minimal floor space and creating little mess.



Hooibloem
Architect Sierlemans Partners, Zwevepelen, Belgium



Project: KANSO, Vilnius
Mix of Pagus Grey, Pagus Grey-Black and Pagus Brown-Black
Architects: Avidas Songaila, Simonas Balbys / UAE Fenova

Ammonit and Brick Slips Kortemark

Nearly all our facing bricks are available in brick slip. In addition to our standard range we have added 2 additional brick slips ranges: Ammonit and Brick Slips Kortemark.

Ammonit



Armis Blush Red Armis Cardinal Red Armis Cosmic Gray Armis Cotton White Armis Desert Gray Armis Garnet Red



Armis Gun Gray Armis Hansa Red Armis Honey Yellow Armis Mandarin Red Armis Mango Yellow Armis Melon Yellow



Armis Ming White Armis Morning Gray Armis Night Black Armis Persian Red Armis Root Gray Armis Rum Brown



Fasanis Spicy red Fasanis Zebra White Fasanis Papaya Yellow Fasanis Papaya Yellow



Pelaris Mantis White Pelaris Maca Red Pelaris Maroon Brown Pelaris Erie Black

The Armis, Fasanis and Cascadis collection is available in the following formats (L x H x W):

- NF 240 x 71 x 9 mm
- NF 240 x 71 x 14 mm
- WDF/EF 215 x 65 x 9 mm
- WDF/EF 215 x 65 x 14 mm
- WF 210 x 50 x 9 mm
- WF 210 x 50 x 14 mm


The Pelaris collection is available in the same formats but only in width 14 mm.



Cascadis Mystic Pink Cascadis Naples Yellow Cascadis Nickel Grey Cascadis Salsa Red Cascadis Steel Grey



Brick Slips Kortemark (CO₂ neutral brick slips)



The Brick Slips Kortemark production line is unique. Traditionally brick slips are cut from bricks. The brick is cut into three pieces and the middle part is thrown away. The two outer pieces are the slips. In the new system the brick slip is immediately compressed, which avoids the need for cutting energy. In addition, since there is no middle piece, no waste is produced and there is no need to transport the base slips. It's a lot easier in many ways.

New techniques for the CO₂ neutral production of brick slips have been used in various areas: to create new designs and raise the quality, to reduce material consumption, introduce closed cycles, shorten transport distances in the building industry, and, at the same time, reduce CO₂ emissions. This is also reflected in the properties of the final product. The result is very dimensionally stable hand-moulded slips and slip corners. The tolerances are extremely tight, in terms of length, height and especially flatness.



The Brick Slips Kortemark range is available in WF and in WDF.

100% green electricity

The energy concept of the Kortemark site is also remarkable within the sector. The kiln is fully electrically fired with green energy, 25% of which they generate themselves through their solar panels, supplemented by 100% renewable electricity. The drying plant uses the residual heat from the oven, which ensures that there is no need for fossil fuels.

Improved quality & dimensional stability

Brick slips are already used in new buildings and in renovations and Wienerberger set the goal to improve the quality even further. Due to the link with modular and circular construction, it is highly likely that the prefab sector in the construction industry is going to grow. With this dimensionally stable solution, a product that meets the quality requirements of the prefab sector can now be offered. The fact that they do not have to rectify, calibrate or cut afterwards makes the new brick slips easy to use in additional sectors, which could open new paths.



Digitally engobed bricks

In this production line, digital engobing is used for the first time. An engobe is a clay emulsion that is responsible for the colour of the product and is applied to the surface of a brick slip. The team at the production site does this with a printer, which allows them to print on pixel level, which creates stunning products. What is also different in the production is that the colour is applied before firing and therefore also fired in, which ensures an excellent quality. Traditionally, the transitions were made by colouring the bulk, but now there is a better way to do it!

Sustainable packaging

Additionally, regarding packaging, the team has opted for a sustainable solution as well. The online design and especially the dimensional stability ensure that there is no need to calibrate or cut or rectify anything at the end of the process. The new production process allows the brick slips to be bundled per 20 with straps and then stacked on a return pallet and protected with a circular sleeve.

Eco-brick, the narrow ecological facing brick

An Eco-brick is less wide, so you can add up to 3.5 cm more insulation and that is great for your energy bills.

Eco-brick is a genuinely contemporary wall façade brick. The bricks are less wide, allowing you to add up to 3.5 cm more insulation and substantially save on your energy bills. The reduced thickness can also leave you more living space on the inside. And your housing is guaranteed to have more appeal, because Eco-brick is available in numerous, timeless colours - including a number of entirely new shades.



Metropolis Aula Red Eco-brick

Architect Bureau DGB, Kortrijk, Belgium

6 powerful arguments that make a real difference:

1 | Slim line



2 | Ideal for new construction and for renovation



3 | More insulation



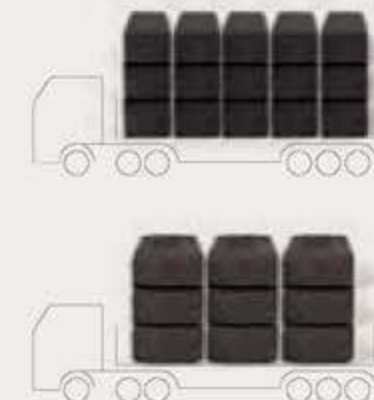
4 | More living space



5 | Being lighter makes them easier to handle for traditional building



6 | Less fuel for transport





Metropolis Atrium Red Eco-brick

© Philippe Van Gelooven



Archipolis Onyx Black Eco and Cadet Black Eco-brick


Charisbowe Art Master




LESS is more

As an alternative solution for durability, Egernsund Wienerberger has developed a new brick with 3 small holes. LESS has exactly the same dimensions and appearance as a traditional Danish soft brick. The only difference is that LESS reduces both the carbon footprint and raw material consumption by double-digit percentages.

LESS is another step in Wienerberger's roadmap for 100% CO₂-neutral production



Avignon Coal



ClickBrick Pure, a breakthrough in circular construction

Wienerberger completes the circle

To reduce raw material consumption, CO₂ emissions, the environmental impact and waste production, the construction sector is focusing on circular economy. Wienerberger is not lagging in this endeavour; on the contrary.

ClickBrick Pure

Circular construction is the future. Currently, when demolishing structures, bricks are often recycled as aggregate for road building or the production of concrete. Although bricks are never turned into waste, our ambition is greater than this form of 'downcycling'. Wienerberger is fully committed to the possibility of reusing facing bricks. This is possible, for example, by using lime mortars for traditional masonry. And now there is also the ultimate circular dry-laying system, ClickBrick! This system makes it easy for facing bricks to be dismantled and used again.



The ClickBrick system

ClickBrick is a dry-laying system consisting of flat-cut facing bricks that are put together by means of stainless steel clips and are connected to the substructure via cavity anchors. ClickBrick Pure are hand-moulded bricks with standard dimensions and a false joint (8 mm).



Low environmental impact

- ClickBrick is 100% circular
- All system components are fully reusable
- Long lifespan
- All elements can be detached without damaging the rest of the building
- Only 2 types of material needed (steel and ceramic) - simple high-quality recycling at the end of their service life

Building with ClickBrick

Reliable

ClickBrick Pure has been around for a long time. It is used in other countries on a regular basis and has sufficiently proven its technical robustness and reliability.

Shorter Construction Time

The system is dry and simple. There is not much cutting needed. And that also means less waste on site. Due to the dry building process, construction of the façade is quick and easy. No (adhesive) mortar has to be prepared and no containers or concrete mixers have to be cleaned afterwards. No pointing needed! In addition, the building site and scaffolding stay clean. The site has never looked so tidy.

Less Weather Dependent

ClickBrick is a labour-friendly construction method, with its installation unaffected by weather conditions, making it much easier to schedule the construction phase.

Project Support

Wienerberger's consultants provide excellent support at the beginning of the project, on the start-up of the site and also during the construction phase. They are well aware of how to handle invisible expansion joints, window connections and corner solutions.





Corium®, a unique brick slip cladding system

What is Corium®?

Corium® is a unique brick slip cladding system that combines the natural beauty of genuine brick with cost-effective fast-track installation. The Corium® system consists of clay brick slips, specially designed to clip mechanically into interlocking steel backing sections. These profiled sections are mounted horizontally, vertically or diagonally and are suitable for use on steel framed substrate walls, concrete, masonry and timber frame of both new and existing buildings. The mechanical 'clipping' feature is Corium's® unique feature and ensures a high strength façade. An innovative and versatile solution, Corium® brings exciting brick colour and texture combinations to the construction industry. Fully industry tested and approved, you can be assured of a strong, quality finish to your building project that will last many years.

The benefits of using Corium®

Corium® façades offer authentic brick aesthetics with an unrivalled choice of shapes, colours, textures, sizes, and even premade corners, that can be installed on a wide range of substructures for complete versatility. Corium® brick cladding allows for experimentation with bond patterns, brick orientation, vertical and horizontal installation for the creation of more complicated façade design features such as curved surfaces and soffits.




Lobby, Vibe Hotel, Darling Harbour, Sydney, Australia



Benefits of the Corium® system include:

- Robust and durable: anticipated design life of 35 years
- Suitable for use with a wide range of sub-structures, including concrete, timber frame, structural steel, lightweight steel frames, structurally insulated panels and masonry.
- Very suited for high rise projects.
- Incombustible
- Fast and simple
 - Up to 4 to 5 times faster for construction speed than traditional brickwork, offering labour cost reductions and time savings.
 - It can be installed at temperatures and in moisture conditions where it would not be possible to lay traditional bricks.
- Cost effective: lighter weight, leading to cost savings on the structure and foundations.
- Industry tested and certified
- Circular



City Park West, Chelmsford, UK

Textures

From the nuanced feel of traditional brick, to smooth, contemporary glazed brick slips, Corium® can define the look and feel of your building with a range of textures and finishes available to suit any scheme or style.



The Rittiman Building, Middlesex University, UK




Echo Central, Leeds, UK



The Place, Sydney, Australia





Iluzo Pagus Red-Brown

Iluzo, laid traditionally but with a glued appearance

Iluzo makes thinly-jointed façades easy, affordable and stylish

Glued and thinly-jointed bricklaying is very popular these days. And rightly so, because many advantages can be realised by reducing joint thickness from 12 mm to approx. 4 mm. The bricks give the impression of being very closely spaced, which helps to better emphasise the solid and homogenous nature of the façade. And while classic joints have a major impact on the colour of the façade, this impact is reduced significantly when thin joints are used. A glued or thinly-jointed façade also ages slower, because joints have less impact on the overall colour.

Iluzo makes it possible to easily realise all these effects. This brick looks like it has been glued, but still offers the advantages of traditional bricklaying. This means professionals can simply use traditional mortar as they are accustomed.

In short: Iluzo combines the stylish appearance of glued bricklaying with the benefits of traditional bricklaying. The result? Convenience combined with aesthetic appeal.

Iluzo features a hollow area on the laying surface of the brick. This means a regular mortar layer of 12 mm is possible and there is enough freedom to lay bricks perfectly flat and equal.



2 support feet offer extra support and allow excess mortar to escape.

Due to the hollow section of the laying surface, a 12mm layer of mortar is still possible. This means bricks can be laid perfectly flat and evenly.

Bricklayers can simply use the same number of left and right-hand headers to lay a corner.

Glazed bricks, eye-catching creativity

Standard and Made to Order

Think out of the box, with Terca glazed bricks for monumental surfaces as well as for subtle details. Standard and in stock, the Wienerberger range comprises six colours: red, ivory white, blue, green, yellow and black. Suppliable in 'Waal' and 'English' format from an extruding press. These colours are available on request in smooth (press moulded) or with a rustic look (hand moulded). There are also 37 other standard colours available: clean (extrusion press), smooth (pressed mould) and rustic (hand-mould).

Customised

You need not feel limited to the standard colours. Almost all RAL colours can be produced per project, with specific finishes like pearl, metallic and glitter if required. Finishes with transparent glaze are also possible so that the underlying colour remains visible.





Mix of glazed bricks

New Build Housing

Glazed bricks also give a new façade or wall an eye-catching effect. Let your creativity run wild. Consider for example the uniform use of one colour, or of combinations in one colour with different textures, formats or shapes. On the other hand, a playful colour palette can give extra expression to a façade when required.

Special effects can also be created by using accents and areas with glazed bricks, creating contrasts in colour or texture with other materials. There are also other applications aside from façade exteriors. Glazed bricks are extremely suitable for seating elements, for example, either outside or in waiting rooms for public transport. Both for exterior and interior applications.

Wienerberger develops solutions with builders, designers and users to create maximum freedom for individual expression. The glazed bricks can be fully custom designed and manufactured. In fact, anything is possible.




Waterstruck bricks, rough elegance

The white, opal-white, grey-white and quartz-grey bricks have also been given a matt engobe. This is a layer of clay that is fired onto the brick. It accentuates the stunning colour shades of these bricks.

With Waterstruck Special your façade radiates rough elegance. Because the long, slender bricks have a rough edge. Literally.

The weathered, lightly planed look is the result of a clever mix of natural clay and water during a unique production process. The clay is pressed into a mould, rolled and then removed from the mould using the Waterstruck method.



Free reign for shades of colour


On the matt, unsanded brick, all manner of hues are given free reign. Some bricks also have an engobe: an extra layer of clay that highlights the shades in the brick even more.

Versatile application

You can process the bricks exactly as you want, in both new builds and renovation projects. Consider, for example, using thin mortar or glue with the long, slender bricks to emphasise the linear nature of the façade. In this way, the robust look and trendy appearance of Waterstruck Special also got full attention.



Waterstruck Red
Architect: Claessens Architecten, Dennis Baetens



Waterstruck Special Black

Architect Steven Vlamincq, Leed, Belgium





Waterstruck Special E1

Architect: Powerhouse Company, NL - Rotterdam i.s.m. Van der Jeugd Architecten, NH - Enschede
Photographer: Ossip van Drunenbode - Rotterdam

Cassia, unique colours for a unique brick

Changing appearance, permanent character

Cassia, unusually long for a facing brick at nearly 50 cm, has two different sides: one is planed smooth and the other is fractured or broken. This variation gives a stylish, creative effect. The fracture surface between the sides is always slightly different too. Combined with its exceptional length, this adds extra emphasis to the linear nature of the façade. The result? A façade that really says something and that people will also talk about. Cassia bricks are extremely resistant to frost and are available in three variants: Graphite Black, Red and Shadow.

Cassia gets its unique shapes from a special process. The bricks are delivered in pairs that are joined together and can very easily be broken apart at the building site. As a result, each brick has a smooth side and a broken side, which adds an extra accent to the structure of fine lines, and creates fascinating nuances of light and colour.



Cassia facing bricks can have a variety of appearances in the wall



Purely broken appearance
(laid so that only the broken
stretchers are showing)

Purely smoothed appearance
(laid so that only the smoothed
stretchers are showing)

Mixed appearance (laid so that
a mixture of smoothed and broken
stretchers is showing)



Cassia Graphite Black


© Patrick Miara



Cassia Graphite Black



Architect: De Lathauwer - Van Goethem, Aalst, Belgium



© Frédéric Mette / Photoworld / Blueprints

Argeton, our terracotta ventilated façade system

Argeton

Argeton was developed as a ceramic-panel element for rear-ventilated curtain façades at the beginning of the 1980s. The objective was to create a timeless, modern façade with the distinctive character of clay as a natural product. Today, the name Argeton stands for quality, aesthetics and creativity. This success story is based on professional and forward-thinking product development, service-oriented sales and consistent quality assurance.

The Argeton façade crowns new, modern buildings and adds a contemporary character to restored property. In combination with steel, glass or wood, the Argeton façade impresses with its timeless perfection, elegance and naturalness. The aesthetics of the Argeton façade remain intact over many decades: a sophisticated water drainage prevents contamination.

The ceramic colours remain resistant and strong, even when exposed to the toughest weather conditions. The façade is considered to be particularly fireproof. The joint profile protects the façade from lateral movement of the tiles, the penetration of rain and the clatter of tiles in the wind.

Design Benefits of an Argeton Façade

- Variety of formats: see product matrix, custom-made shapes possible
- Diverse colours: in addition to the standard colours, practically any colour can be produced with engobes or glazes
- Different tile surfaces: nature, glazed, engobed, grooved or structured
- Perfect for combination with traditional construction materials: ideal for building renovation

<https://www.argeton.com>



The element for new creativity.

Argeton Barro (red, yellow, brown, beige)

Périphériques architectes, France. © Robert Bröhl, Sten Jansin













 **Argeton**



Apartment Building, Argeton Argelite

Argeton Barro (red, light blue, yellow, purple, pink)
Agerca Laurent Fournet Architectes, Lagny-sur-Marne

Merits and Benefits of an Argeton Façade

- 
Dimensional stability
 The terracotta panels are always within tolerances.
- 
Frost-resistant
 According to DIN 52252, part 1
- 
Non-fading / UV-resistant
 Argeton façades are non-fade and UV resistant.
- 
Fire protection
 Fire protection classification A1
 DIN 4102, EN 13501-1, non-flammable.
- 
Ball impact safety
 We are one of the few who have tested and certified ball impact safety according to DIN 18032-3.
- 
Scratch hardness Mohs scale 6-7
 The terracotta panels reach high scratch hardness.
- 
Resistant to aggressive substances
 Argeton façades are resistant to aggressive substances. This is tested according to the standard DIN EN 10545-13.
- 
Sound insulation
 Improvement of sound insulation up to 9-dB possible.
- 
Great variety of formats and colours
 In addition to the large standard range, individual shapes and colours can always be developed.
- 
Hidden fasteners
 There are no outlet trace marks on the façade surface.
- 
Fit for the purpose of new constructions and renovations
 The Argeton panels are suited for both new constructions and renovations.
- 
High-rises
 All tile dimensions are suitable for building heights over 100m.
- 
Long-life durability
 We guarantee long-life durability for our Argeton products.
- 
No maintenance costs
 There are no maintenance costs, as the clay panels are cleaned by the natural weather.
- 
Sustainable
 Natural clay is mined from the mine right next to the factory. The terracotta product then provides a natural, comfortable living environment.
- 
Fully recyclable
 Argeton terracotta products are fully recyclable or reusable.

Danish design

At the end of 2019, the Wienerberger Group acquired established Nordic companies gaining their centuries-old expertise in brick and an inspiring product portfolio. The two brick manufacturers Vesterled and Helligsø in Denmark, and the retailer Egersund, one of the best-known names in the Danish brick business, produce a variety of high-quality products. Their portfolio ranges from bricks and moulded bricks, to beams, supports and brackets, as well as special bricks, lintels and pre-cast elements.



WIENERBERGER WORLD OF FACADES

BROWN - BLACK

Bison



Bison Coal



Brun



Vulcano



Brun Valmue



Grafit



Graklit



Kul



Mahogni



Patina



Sort Onyx



Strato



Strato Coal



Strato

WIENERBERGER WORLD OF FACADES

YELLOW - WHITE

Aks



Antibes



Avignon



Gul



Halm



Hvede



Avignon Coal



Callisto



Cassis



Light Coal



Limoux



Magma



Cassis Coal



Cold Hawaii



Eg



Messing



Flint




Fynsk Gul



Gul Nuanceret



Cassis Coal





Fynsk Gul

YELLOW - WHITE

White Bonusus



White Gobi



Yellow Coal



Sand



Savanne



Stenberg



GREY

Grey Etna



Grey Smoke



Royal Cloud



PINK

Calypso



Efterår med Kul



Jern



Stål



Sisteron



Lys Etna



Rosé



Twilight



RED

Dyb Rød



Gammel Rød



Karmin



Rød Neutral



Terracotta Coal



Kobber



Lava



Pakhustegl



Terracotta



Valmue



Red Coal



Rust




Rød Etna



Rød Nuanceret



Terracotta
© Niels Nygaard



WIENERBERGER WORLD OF FACADES

Look. Dream. Choose.

3



Black

mysterious yet elegant

Marono Braised

Type	Extruded
Pick-up location	Lanaken (BE)
Article number	12472815
Format	
Dimensions	288 x 90 x 48
Weight kg/pc	2.08
Quantity per pallet	516
Pieces per sqm (joint: 12mm)	56

**Kari**

Type	Extruded	Extruded
Pick-up location	Buchwäldchen (DE)	Buchwäldchen (DE)
Article number	34386100	34386200
Format	NF 7-Schlitz	NF Full brick
Dimensions	240 x 115 x 71	240 x 115 x 71
Weight kg/pc	3.70	4.20
Quantity per pallet	250	250
Pieces per sqm (joint: 12mm)	48	48

Nero Manganese Black

Type	Hand Moulded	Hand Moulded
Pick-up location	Lanaken (BE)	Lanaken (BE)
Article number	12453920	12453930
Format	ECO WF	ECO WDF
Dimensions	215 x 65 x 50	215 x 65 x 65
Weight kg/pc	1.16	1.57
Quantity per pallet	1,248	904
Pieces per sqm (joint: 12mm)	71	57

**Metropolis Vesta Black**

Type	Castool
Pick-up location	Quhnen (BE)
Article number	1450420
Format	ECO 240
Dimensions	240 x 65 x 40
Weight kg/pc	1.13
Quantity per pallet	990
Pieces per sqm (joint: 12mm)	76





Malo

Type	Extruded	Extruded	Extruded	Extruded
Pick-up location	Buchwäldchen (DE)	Buchwäldchen (DE)	Buchwäldchen (DE)	Buchwäldchen (DE)
Article number	34382100	34382200	34389140	34389090
Format	NF 7-Schlitz	NF Full brick	RF 7 Schlitz OF	RF Full brick
Dimensions	240 x 115 x 71	240 x 115 x 71	250 x 120 x 65	250 x 120 x 65
Weight kg/pc	3.70	4.20	3.80	4.20
Quantity per pallet	250	250	275	275
Pieces per sqm (joint: 12mm)	48	48	52	52

Linnaeus Graphite Black

Type	Extruded
Pick-up location	Lanaken (BE)
Article number	12475330
Format	
Dimensions	288 x 90 x 48
Weight kg/pc	2.05
Quantity per pallet	510
Pieces per sqm (joint: 12mm)	58



Etna HV

Type	Hand Moulded
Pick-up location	Erecom (NL)
Article number	11415800
Format	WF
Dimensions	210 x 100 x 50
Weight kg/pc	1.83
Quantity per pallet	396
Pieces per sqm (joint: 12mm)	73



Sargas

Type	Hand Moulded
Pick-up location	Wolfswaard (NL)
Article number	11259090
Format	WF
Dimensions	210 x 100 x 50
Weight kg/pc	1.70
Quantity per pallet	396
Pieces per sqm (joint: 12mm)	73

Marowijne Black Sand

Type	Hand Moulded
Pick-up location	Wolfswaard (NL)
Article number	11258470
Format	WF
Dimensions	210 x 100 x 50
Weight kg/pc	1.70
Quantity per pallet	396
Pieces per sqm (joint: 12mm)	73

Amia

Type	Waterstruck	Waterstruck
Pick-up location	Kirchhimmn (DE)	Kirchhimmn (DE)
Article number	34482650	34482660
Format	NF B Lochung MF	NF Full brick MF
Dimensions	240 x 115 x 71	240 x 115 x 71
Weight kg/pc	3.05	4.30
Quantity per pallet	416	208
Pieces per sqm (joint: 12mm)	48	48

**Moana (Helsinki)**

Type	Waterstruck	Waterstruck
Pick-up location	Kirchhimmn (DE)	Kirchhimmn (DE)
Article number	34478290	34478220
Format	DF Full brick MW	NF Full brick
Dimensions	240 x 115 x 52	240 x 115 x 71
Weight kg/pc	2.80	3.80
Quantity per pallet	504	364
Pieces per sqm (joint: 12mm)	64	48

**Liko**

Type	Extruded	Extruded
Pick-up location	Kirchhimmn (DE)	Kirchhimmn (DE)
Article number	34482530	34482590
Format	DF Full Brick	NF Full Brick
Dimensions	240 x 115 x 52	240 x 115 x 71
Weight kg/pc	2.80	3.80
Quantity per pallet	504	364
Pieces per sqm (joint: 12mm)	64	48

**Nuno**

Type	Extruded	Extruded
Pick-up location	Kirchhimmn (DE)	Kirchhimmn (DE)
Article number	34471850	34471840
Format	NF Full Brick	NF B Lochung
Dimensions	240 x 115 x 71	240 x 115 x 71
Weight kg/pc	4.30	3.50
Quantity per pallet	208	416
Pieces per sqm (joint: 12mm)	48	48

**Ajana**

Type	Extruded	Extruded
Pick-up location	Kirchhimmn (DE)	Kirchhimmn (DE)
Article number	34471870	34471860
Format	NF Full Brick	NF B Lochung
Dimensions	240 x 115 x 71	240 x 115 x 71
Weight kg/pc	4.30	3.50
Quantity per pallet	208	416
Pieces per sqm (joint: 12mm)	48	48

Cassia Graphite Black

Type	Extruded
Pick-up location	Beerse (BE)
Article number	12150190
Format	
Dimensions	400 x 95 x 43
Weight kg/pc	4,16
Quantity per pallet	256
Pieces per sqm (joint: 12mm)	41

**Metropolis Colonia Black**

Type	Rustical
Pick-up location	Quirijnen (BE)
Article number	1450410
Format	ECO 240
Dimensions	240 x 65 x 40
Weight kg/pc	1,13
Quantity per pallet	990
Pieces per sqm (joint: 12mm)	76

**Waterstruck Special Black**

Type	Waterstruck
Pick-up location	Beerse (BE)
Article number	12152507
Format	
Dimensions	495 x 100 x 38
Weight kg/pc	3,09
Quantity per pallet	245
Pieces per sqm (joint: 12mm)	40

Elignia Wenga Black

Type	Extruded	Extruded
Pick-up location	Kortemark (BE)	Kortemark (BE)
Article number	12760400	12760067
Format		
Dimensions	288 x 85 x 43	288 x 90 x 48
Weight kg/pc	1,54	2,05
Quantity per pallet	938	804
Pieces per sqm (joint: 12mm)	56	56



Marono Braised Extra

Type	Extruded	Extruded
Pick-up location	Lanaken (BE)	Lanaken (BE)
Article number	12472420	12472415
Format	ECO 288	
Dimensions	288 x 65 x 48	288 x 90 x 48
Weight kg/pc	1,48	2,08
Quantity per pallet	696	516
Pieces per sqm (joint: 12mm)	56	56

**Agora Graphite Black**

Type	Hand Moulded	Hand Moulded	Hand Moulded
Pick-up location	Beerse (BE)	Beerse (BE)	Beerse (BE)
Article number	12101830	154905	154915
Format	ECO WF	WF	WDF
Dimensions	210 x 65 x 50	215 x 102 x 50	215 x 102 x 65
Weight kg/pc	1,35	2,17	2,64
Quantity per pallet	1,014	648	528
Pieces per sqm (joint: 12mm)	73	71	57

**Maivi**


Type	Extruded	Extruded
Pick-up location	Buchwäldchen (DE)	Buchwäldchen (DE)
Article number	34382250	34382240
Format	NF Full brick	NF 7-Schlotz
Dimensions	240 x 115 x 71	240 x 115 x 71
Weight kg/pc	4,20	3,70
Quantity per pallet	250	260
Pieces per sqm (joint: 12mm)	48	48

Siro

Type	Extruded	Extruded
Pick-up location	Buchwäldchen (DE)	Buchwäldchen (DE)
Article number	34382700	34382710
Format	NF 7-Schlotz	NF Full brick
Dimensions	240 x 115 x 71	240 x 115 x 71
Weight kg/pc	3,70	4,20
Quantity per pallet	250	250
Pieces per sqm (joint: 12mm)	48	48



Metropolis Colonia Black



It - Arch. Tom Deelaroq, Mariakkerke, Belgium







Marono Braised



*"A basic geometry
for functional living
with an authentic
touch"*

Blanco Architecten, Vincent Van Den Broecke and Bernard Lefever, Hoellaart, Belgium




Red-Orange & Multi


warm and positive
colour schemes

Bijou (Jewel Multi)



Type	Hand Moulded	Hand Moulded
Pick-up location	Kortemark (BE)	Péruwez (BE)
Article number	12800212	12708712
Format	WDF	WDF
Dimensions	215 x 102 x 65	215 x 102 x 65
Weight kg/pc	2,29	2,13
Quantity per pallet	652	690
Pieces per sqm (joint: 12mm)	57	57

**Molenlandse RV**

Type	Rustical
Pick-up location	Quijinen (BE)
Article number	1424450
Format	RV
Dimensions	178 x 83 x 48
Weight kg/pc	1,23
Quantity per pallet	660
Pieces per sqm (joint: 12mm)	88

**Molenlandse RV**

Type	Rustical
Pick-up location	Quijinen (BE)
Article number	1425050
Format	RV with false joint
Dimensions	178 x 83 x 48
Weight kg/pc	1,23
Quantity per pallet	660
Pieces per sqm (joint: 12mm)	88

**Desselse recap**

Type	Rustical
Pick-up location	Quijinen (BE)
Article number	1453130
Format	Eco WF
Dimensions	200 x 65 x 48
Weight kg/pc	1,06
Quantity per pallet	824
Pieces per sqm (joint: 12mm)	79

Tongerse RV


Type	Extruded
Pick-up location	Quijinen (BE)
Article number	1424650
Format	RV
Dimensions	178 x 85 x 48
Weight kg/pc	1,23
Quantity per pallet	660
Pieces per sqm (joint: 12mm)	88

Bostella

Type	Hand Moulded	Hand Moulded
Pick-up location	Bemmel (NL)	Bemmel (NL)
Article number	113092	113000
Format	VF	WF
Dimensions	210 x 100 x 40	210 x 100 x 50
Weight kg/pc	1,44	1,71
Quantity per pallet	900	800
Pieces per sqm (joint: 12mm)	91	79

**Amfora Rubino**

Type	Hand Moulded
Pick-up location	Beerse (BE)
Article number	12101733
Format	ECO WF
Dimensions	215 x 65 x 50
Weight kg/pc	1,21
Quantity per pallet	1,014
Pieces per sqm (joint: 12mm)	71

**Commonwealth**

Type	Hand Moulded
Pick-up location	Maaseik (BE)
Article number	1704240
Format	Kamp size
Dimensions	178 x 85 x 45
Weight kg/pc	1,25
Quantity per pallet	720
Pieces per sqm (joint: 12mm)	92

**Amfora Westcliffe
Weathered Red**

Type	Hand Moulded
Pick-up location	Beerse (BE)
Article number	12105010
Format	WDF
Dimensions	215 x 102 x 65
Weight kg/pc	2,38
Quantity per pallet	528
Pieces per sqm (joint: 12mm)	57


**Amberley**

Type	Hand Moulded
Pick-up location	Beerse (BE)
Article number	12105310
Format	WDF
Dimensions	215 x 102 x 65
Weight kg/pc	2,37
Quantity per pallet	528
Pieces per sqm (joint: 12mm)	57



Edelsteen Kwarts



Type	Hand Moulded
Pick-up location	Erecom (NL)
Article number	11410400
Format	WF
Dimensions	210 x 100 x 50
Weight kg/pc	1.81
Quantity per pallet	398
Pieces per sqm (joint: 12mm)	73

**Kastanjebruin (Kassandra)**

Type	Hand Moulded
Pick-up location	Beerse (BE)
Article number	152110
Format	WDF
Dimensions	215 x 102 x 65
Weight kg/pc	2.41
Quantity per pallet	528
Pieces per sqm (joint: 12mm)	67

Goudsbloem

Type	Waterstruck
Pick-up location	Haalfen (NL)
Article number	11136803
Format	WF
Dimensions	210 x 100 x 50
Weight kg/pc	1.72
Quantity per pallet	400
Pieces per sqm (joint: 12mm)	73

**Fermette - Rose Wychen
Reduced (Corbusier Blend)**

Type	Hand Moulded	Hand Moulded
Pick-up location	Kortemark (BE)	Kortemark (BE)
Article number	12801880	12801812
Format	M50	WDF
Dimensions	188 x 88 x 48	215 x 102 x 65
Weight kg/pc	1.67	2.33
Quantity per pallet	978	852
Pieces per sqm (joint: 12mm)	83	57

Linaqua Viola

Type	Hand Moulded
Pick-up location	Maaseik (BE)
Article number	12350080
Format	SF43
Dimensions	250 x 90 x 43
Weight kg/po	1,75
Quantity per pallet	715
Pieces per sqm (joint: 12mm)	67

**Forum Pampas**

Type	Hand Moulded	Hand Moulded	Hand Moulded
Pick-up location	Beerse (BE)	Beerse (BE)	Beerse (BE)
Article number	12104100	12104110	12104130
Format	WF	WDF	ECO WF
Dimensions	215 x 102 x 50	215 x 102 x 65	215 x 65 x 50
Weight kg/po	1,91	2,35	1,24
Quantity per pallet	648	528	1,014
Pieces per sqm (joint: 12mm)	71	57	71

**Linaqua Vino**

Type	Hand Moulded
Pick-up location	Maaseik (BE)
Article number	12350070
Format	SF43
Dimensions	250 x 90 x 43
Weight kg/po	1,81
Quantity per pallet	715
Pieces per sqm (joint: 12mm)	68

**Agora Wine Red**


Type	Hand Moulded
Pick-up location	Beerse (BE)
Article number	167010
Format	WDF
Dimensions	215 x 102 x 65
Weight kg/po	2,40
Quantity per pallet	528
Pieces per sqm (joint: 12mm)	57

Ancona

Type	Hand Moulded
Pick-up location	Nuanees (NL)
Article number	11362200
Format	WF
Dimensions	210 x 100 x 50
Weight kg/pc	1.50
Quantity per pallet	432
Pieces per sqm (joint: 12mm)	73

**Dommelred Reduced**

Type	Hand Moulded
Pick-up location	Wolfswaard (NL)
Article number	11258480
Format	WF
Dimensions	210 x 100 x 50
Weight kg/pc	1.67
Quantity per pallet	396
Pieces per sqm (joint: 12mm)	73

**Colorada**

Type	Rustical
Pick-up location	M50
Article number	1426860
Format	M50
Dimensions	188 x 88 x 43
Weight kg/pc	1.32
Quantity per pallet	850
Pieces per sqm (joint: 12mm)	63

Avior

Type	Hand Moulded
Pick-up location	Wolfswaard (NL)
Article number	11259050
Format	WF
Dimensions	210 x 100 x 50
Weight kg/pc	1.67
Quantity per pallet	396
Pieces per sqm (joint: 12mm)	73

**Espa**

Type	Hand Moulded
Pick-up location	Erecom (NL)
Article number	11417700
Format	WF
Dimensions	210 x 100 x 50
Weight kg/pc	1.86
Quantity per pallet	396
Pieces per sqm (joint: 12mm)	73

Akito


Type	Extruded	Extruded	Extruded
Pick-up location	Kirchkimmen (DE)	Kirchkimmen (DE)	Kirchkimmen (DE)
Article number	34472040	34472110	34472200
Format	2DF B-Lochung	DF 7-Schlitz	DF Full brick
Dimensions	240 x 115 x 113	240 x 115 x 52	240 x 115 x 52
Weight kg/pc	4.85	2.75	3.20
Quantity per pallet	256	576	288
Pieces per sqm (joint: 12mm)	32	64	64

Akito


Type	Extruded	Extruded	Extruded
Pick-up location	Kirchkimmen (DE)	Kirchkimmen (DE)	Kirchkimmen (DE)
Article number	34472010	34472210	34472130
Format	NF B-Lochung	NF Full brick	NF 7-Schlitz
Dimensions	240 x 115 x 71	240 x 115 x 71	240 x 115 x 71
Weight kg/pc	3.05	4.40	3.75
Quantity per pallet	416	208	416
Pieces per sqm (joint: 12mm)	48	48	48

Andoni

Type	Extruded	Extruded
Pick-up location	Kirchkimmen (DE)	Kirchkimmen (DE)
Article number	34473030	34473230
Format	NF B-Lochung	NF Full brick
Dimensions	240 x 115 x 71	240 x 115 x 71
Weight kg/pc	3.05	4.30
Quantity per pallet	416	208
Pieces per sqm (joint: 12mm)	48	48

**Madu**

Type	Extruded	Extruded
Pick-up location	Buchwäldchen (DE)	Buchwäldchen (DE)
Article number	34388600	34388620
Format	NF B-Lochung	NF Full brick
Dimensions	240 x 115 x 71	240 x 115 x 71
Weight kg/pc	3.00	4.20
Quantity per pallet	250	250
Pieces per sqm (joint: 12mm)	48	48

**Elva**

Type	Extruded	Extruded
Pick-up location	Buchwäldchen (DE)	Buchwäldchen (DE)
Article number	34388630	34388640
Format	NF B-Lochung	NF Full brick
Dimensions	240 x 115 x 71	240 x 115 x 71
Weight kg/pc	3.00	4.20
Quantity per pallet	250	250
Pieces per sqm (joint: 12mm)	48	48


Kiran

Type	Extruded	Extruded
Pick-up location	Buchwäldchen (DE)	Buchwäldchen (DE)
Article number	34375100	34378200
Format	NF 7-Schlitz	NF Full brick
Dimensions	240 x 115 x 71	240 x 115 x 71
Weight kg/pc	3.70	4.20
Quantity per pallet	250	250
Pieces per sqm (joint: 12mm)	48	48



Levana

Type	Extruded	Extruded
Pick-up location	Kirchkinnen (DE)	Kirchkinnen (DE)
Article number	34474020	34474220
Format	NF B Lochung	NF Full brick
Dimensions	240 x 115 x 71	240 x 115 x 71
Weight kg/pc	3.05	4.30
Quantity per pallet	415	208
Pieces per sqm (joint: 12mm)	48	48



Rodi

Type	Extruded	Extruded
Pick-up location	Buchwäldchen (DE)	Buchwäldchen (DE)
Article number	34374200	34374100
Format	NF Full brick	NF 7-Schlitz
Dimensions	240 x 115 x 71	240 x 115 x 71
Weight kg/pc	4.20	3.70
Quantity per pallet	250	250
Pieces per sqm (joint: 12mm)	48	48

Rodi

Type	Extruded	Extruded
Pick-up location	Buchwäldchen (DE)	Buchwäldchen (DE)
Article number	34374110	34374210
Format	RF 7-Schlitz OF	RF Full brick OF
Dimensions	250 x 120 x 65	250 x 120 x 65
Weight kg/pc	3.80	4.20
Quantity per pallet	275	275
Pieces per sqm (joint: 12mm)	52	52

Jona


Type	Extruded	Extruded	Extruded
Pick-up location	Buchwäldchen (DE)	Buchwäldchen (DE)	Buchwäldchen (DE)
Article number	34372100	34372000	34372200
Format	NF 7-Schlitz	NF B Lochung	NF Full brick
Dimensions	240 x 115 x 71	240 x 115 x 71	240 x 115 x 71
Weight kg/pc	3.70	3.00	4.20
Quantity per pallet	250	250	250
Pieces per sqm (joint: 12mm)	48	48	48

Jona

Type	Extruded	Extruded
Pick-up location	Buchwäldchen (DE)	Buchwäldchen (DE)
Article number	34372110	34372210
Format	RF 7-Schlitz OF	RF Full brick OF
Dimensions	250 x 120 x 65	250 x 120 x 65
Weight kg/pc	3.80	4.20
Quantity per pallet	275	275
Pieces per sqm (joint: 12mm)	52	52

Dinkelred Reduced


Type	Hand Moulded
Pick-up location	Wolfswaard (NL)
Article number	11258980
Format	WF
Dimensions	210 x 100 x 50
Weight kg/pc	1.65
Quantity per pallet	396
Pieces per sqm (joint: 12mm)	73

**Edmonton HV**

Type	Hand Moulded
Pick-up location	Efecom (NL)
Article number	11415100
Format	WF
Dimensions	210 x 100 x 50
Weight kg/pc	1.93
Quantity per pallet	336
Pieces per sqm (joint: 12mm)	73

**Red Kolengestookt**

Type	Hand Moulded	Hand Moulded
Pick-up location	Bemmel (NL)	Bemmel (NL)
Article number	116092	116002
Format	VF	WF
Dimensions	210 x 100 x 40	210 x 100 x 50
Weight kg/pc	1.41	1.65
Quantity per pallet	470	440
Pieces per sqm (joint: 12mm)	91	73

**Edeisteen Jade**

Type	Waterstruck
Pick-up location	Efecom (NL)
Article number	11418400
Format	WF
Dimensions	210 x 100 x 50
Weight kg/pc	1.81
Quantity per pallet	396
Pieces per sqm (joint: 12mm)	73




Belle Epoque de Durbuy



Type	Hand Moulded
Pick-up location	Beerse (BE)
Article number	177010
Format	WDF
Dimensions	215 x 102 x 65
Weight kg/po	2.35
Quantity per pallet	540
Pieces per sqm (joint: 12mm)	57

**Kashtan
(Amberley Red Multi)**

Type	Hand Moulded
Pick-up location	Lansaken (BE)
Article number	12453630
Format	ECO WDF
Dimensions	215 x 85 x 65
Weight kg/po	1.56
Quantity per pallet	904
Pieces per sqm (joint: 12mm)	57

**Klinkaert Mixed
(Fairstaff Antique)**

Type	Hand Moulded
Pick-up location	Piruweltz (BE)
Article number	12707412
Format	WDF
Dimensions	215 x 102 x 65
Weight kg/po	2.36
Quantity per pallet	630
Pieces per sqm (joint: 12mm)	57

**Belbrook**


Type	Hand Moulded
Pick-up location	Kortemark (BE)
Article number	12608012
Format	WDF
Dimensions	215 x 102 x 65
Weight kg/po	2.33
Quantity per pallet	630
Pieces per sqm (joint: 12mm)	57

Alverna

Type	Hand Moulded
Pick-up location	Nuane (NL)
Article number	11360700
Format	WF
Dimensions	209 x 97 x 60
Weight kg/po	1.50
Quantity per pallet	964
Pieces per sqm (joint: 12mm)	73

Aardered Nuanced Fantasy

Type	Hand Moulded
Pick-up location	Haarlem (NL)
Article number	1625
Format	WDF
Dimensions	215 x 102 x 65
Weight kg/pc	2.27
Quantity per pallet	640
Pieces per sqm (joint: 12mm)	57

**Elignia Betula (Orange)**

Type	Extruded	Extruded
Pick-up location	Konemark (EE)	Konemark (EE)
Article number	12765620	12765615
Format		
Dimensions	288 x 65 x 48	288 x 90 x 48
Weight kg/pc	1.51	2.14
Quantity per pallet	938	804
Pieces per sqm (joint: 12mm)	68	66

Maaseiker Bont


Type	Hand Moulded	Hand Moulded	Hand Moulded	Hand Moulded
Pick-up location	Maaseik (BE)	Maaseik (BE)	Maaseik (BE)	Maaseik (BE)
Article number	1704140	1700110	1700100	1700120
Format	Klamp size	VF	WF	WDF
Dimensions	178 x 83 x 48	210 x 100 x 43	210 x 100 x 50	210 x 100 x 65
Weight kg/pc	1.30	1.73	2.01	2.61
Quantity per pallet	880	630	630	450
Pieces per sqm (joint: 12mm)	89	91	76	57

**Flamenco**


Type	Hand Moulded
Pick-up location	Bemmel (NL)
Article number	112404
Format	WF
Dimensions	210 x 100 x 50
Weight kg/pc	1.65
Quantity per pallet	440
Pieces per sqm (joint: 12mm)	73

Linaqua Alta Red

Type	Hand Moulded
Pick-up location	Maaseik (BE)
Article number	12358092
Format	ECO
Dimensions	258 x 67 x 58
Weight kg/pc	2.04
Quantity per pallet	714
Pieces per sqm (joint: 12mm)	54

**Loire**

Type	Hand Moulded
Pick-up location	Wolfswaard (NL)
Article number	11258990
Format	WF
Dimensions	210 x 100 x 50
Weight kg/pc	1.65
Quantity per pallet	396
Pieces per sqm (joint: 12mm)	73

**Oranje**


Type	Hand Moulded
Pick-up location	Haarlem (NL)
Article number	1820
Format	WDF
Dimensions	215 x 102 x 65
Weight kg/pc	2.27
Quantity per pallet	640
Pieces per sqm (joint: 12mm)	57

**Linaqua Fiera Red**

Type	Hand Moulded
Pick-up location	Maaseik (BE)
Article number	12358092
Format	ECO
Dimensions	258 x 67 x 58
Weight kg/pc	2.04
Quantity per pallet	714
Pieces per sqm (joint: 12mm)	54

Loire Reduced

Type	Hand Moulded
Pick-up location	Wolfswaard (NL)
Article number	11258970
Format	WF
Dimensions	210 x 100 x 50
Weight kg/pc	1.65
Quantity per pallet	396
Pieces per sqm (joint: 12mm)	73

**Rodelandse RV**

Type	Rustical	Rustica
Pick-up location	Quirijn (BE)	Quirijn (BE)
Article number	1424350	1424750
Format	RV	RV with false joint
Dimensions	178 x 83 x 48	178 x 83 x 48
Weight kg/pc	1.25	1.23
Quantity per pallet	660	660
Pieces per sqm (joint: 12mm)	88	88

Olense recap

Type	Rustical
Pick-up location	Quirijn (BE)
Article number	1455120
Format	Eco WF
Dimensions	200 x 65 x 48
Weight kg/pc	1.06
Quantity per pallet	624
Pieces per sqm (joint: 12mm)	79

**Olde Welwyn**



Type	Hand Moulded
Pick-up location	Beerse (BE)
Article number	159610
Format	WDF
Dimensions	215 x 102 x 65
Weight kg/pc	2.37
Quantity per pallet	528
Pieces per sqm (joint: 12mm)	57

**Mardale Antique**

Type	Hand Moulded
Pick-up location	Kortemark (BE)
Article number	12805512
Format	WDF
Dimensions	215 x 102 x 65
Weight kg/pc	2.29
Quantity per pallet	652
Pieces per sqm (joint: 12mm)	57

**Passiebloem**

Type	Waterstruck	Waterstruck
Pick-up location	Haarlem (NL)	Haarlem (NL)
Article number	11139907	11139927
Format	WF	WDF
Dimensions	210 x 100 x 50	215 x 102 x 65
Weight kg/pc	1.73	2.06
Quantity per pallet	400	624
Pieces per sqm (joint: 12mm)	73	57



**Red Purple Bont**

Type	Hand Moulded
Pick-up location	Maaseik (BE)
Article number	1705700
Format	WF
Dimensions	208 x 96 x 48
Weight kg/pc	1.94
Quantity per pallet	630
Pieces per sqm (joint: 12mm)	76




Veldbrand Antique

Type	Hand Moulded	Hand Moulded
Pick-up location	Maaseik (BE)	Maaseik (BE)
Article number	1701000	1701020
Format	WF	WDF
Dimensions	208 x 98 x 50	210 x 100 x 65
Weight kg/pc	1,94	2,53
Quantity per pallet	630	450
Pieces per sqm (joint: 12mm)	76	57

**Pastorale**

Type	Hand Moulded	Hand Moulded	Hand Moulded
Pick-up location	Beerse (BE)	Beerse (BE)	Lanaken (BE)
Article number	151510	151500	12450450
Format	WDF	WF	NF
Dimensions	215 x 102 x 65	215 x 102 x 50	240 x 114 x 71
Weight kg/pc	2,38	1,93	3,18
Quantity per pallet	528	648	384
Pieces per sqm (joint: 12mm)	57	71	48

**Morado**

Type	Hand Moulded	Hand Moulded	Hand Moulded
Pick-up location	Beerse (BE)	Lanaken (BE)	Lanaken (BE)
Article number	12105510	12450030	12451050
Format	WDF	ECO WDF	NF
Dimensions	215 x 102 x 65	215 x 85 x 65	240 x 114 x 71
Weight kg/pc	2,37	1,57	3,18
Quantity per pallet	528	904	384
Pieces per sqm (joint: 12mm)	57	57	48

Topaas (Heritage Blend)

Type	Hand Moulded
Pick-up location	Péruwelz (BE)
Article number	12703220
Format	WDF
Dimensions	215 x 102 x 65
Weight kg/pc	2,29
Quantity per pallet	600
Pieces per sqm (joint: 12mm)	57

Trentino

Type	Hand Moulded
Pick-up location	Beerse (BE)
Article number	159510
Format	WDF
Dimensions	215 x 102 x 65
Weight kg/pc	2,40
Quantity per pallet	528
Pieces per sqm (joint: 12mm)	57

Heathfield


Type	Hand Moulded
Pick-up location	Péruwelz (BE)
Article number	12707812
Format	WDF
Dimensions	215 x 102 x 65
Weight kg/pc	2.27
Quantity per pallet	680
Pieces per sqm (joint: 12mm)	57

**Whitby Red Rustical**

Type	Rustical
Pick-up location	Beerse (BE)
Article number	12716010
Format	WDF
Dimensions	215 x 102 x 65
Weight kg/pc	2.37
Quantity per pallet	600
Pieces per sqm (joint: 12mm)	57

**Paarsblauw**

Type	Hand Moulded	Hand Moulded	Hand Moulded	Hand Moulded
Pick-up location	Maaseik (BE)	Maaseik (BE)	Maaseik (BE)	Maaseik (BE)
Article number	1704040	1700010	1700000	1700020
Format	IGarnp size	VF	VF	WDF
Dimensions	176 x 82 x 47	207 x 98 x 43	207 x 98 x 50	209 x 98 x 65
Weight kg/pc	1.27	1.70	2.01	2.58
Quantity per pallet	880	630	650	450
Pieces per sqm (joint: 12mm)	91	91	76	61

**Hoornbloem**

Type	Waterstruck	Waterstruck
Pick-up location	Haarlem (NL)	Haarlem (NL)
Article number	11134607	11134627
Format	WF	WDF
Dimensions	210 x 100 x 50	215 x 102 x 65
Weight kg/pc	1.70	2.25
Quantity per pallet	400	624
Pieces per sqm (joint: 12mm)	73	57

**Red Kolengestookt Klinker**

Type	Hand Moulded
Pick-up location	Bemmel (NL)
Article number	116001
Format	WF
Dimensions	210 x 100 x 50
Weight kg/pc	1.65
Quantity per pallet	440
Pieces per sqm (joint: 12mm)	73

**Red Kolengestookt**

Type	Hand Moulded
Pick-up location	Bemmel (NL)
Article number	116002
Format	WF
Dimensions	210 x 100 x 50
Weight kg/pc	1.65
Quantity per pallet	440
Pieces per sqm (joint: 12mm)	73

Marono Red Extra


Type	Extruded	Extruded
Pick-up location	Kortemark (BE)	Kortemark (BE)
Article number	12784920	12764915
Format	ECO 288	
Dimensions	288 x 65 x 48	288 x 90 x 48
Weight kg/pc	1.54	2.08
Quantity per pallet	938	804
Pieces per sqm (joint: 12mm)	56	56

**Marono Red**

Type	Extruded
Pick-up location	Kortemark (BE)
Article number	12765215
Format	
Dimensions	288 x 90 x 48
Weight kg/pc	2.08
Quantity per pallet	804
Pieces per sqm (joint: 12mm)	56

**Cassia Red**

Type	Extruded
Pick-up location	Kortemark (BE)
Article number	12769540
Format	
Dimensions	400 x 95 x 48
Weight kg/pc	4.08
Quantity per pallet	256
Pieces per sqm (joint: 12mm)	41

**Magistrada Fortuna**

Type	Waterstruck	Waterstruck	Waterstruck
Pick-up location	Bemmel (NL)	Bemmel (NL)	Bemmel (NL)
Article number	122400	122400	11242440
Format	VF	WF	LF
Dimensions	210 x 100 x 40	210 x 100 x 50	400 x 100 x 40
Weight kg/pc	1.52	1.90	2.78
Quantity per pallet	470	440	250
Pieces per sqm (joint: 12mm)	91	73	50

Elignia Robinia (Dark Red)


Type	Extruded	Extruded
Pick-up location	Kortemark (BE)	Kortemark (BE)
Article number	12769220	12765316
Format	ECO 288	
Dimensions	288 x 65 x 48	288 x 90 x 48
Weight kg/pc	1.54	1.98
Quantity per pallet	938	804
Pieces per sqm (joint: 12mm)	56	56

Magistrada Prisma


Type	Waterstruck	Waterstruck	Waterstruck
Pick-up location	Bemmel (NL)	Bemmel (NL)	Bemmel (NL)
Article number	122700	122700	11242740
Format	VF	WF	LF
Dimensions	210 x 100 x 40	210 x 100 x 50	400 x 100 x 40
Weight kg/pc	1.50	1.88	2.82
Quantity per pallet	470	440	250
Pieces per sqm (joint: 12mm)	91	73	50

Metropolis Aula Red


Type	Extruded
Pick-up location	Quijchen (EE)
Article number	1450120
Format	ECO 240
Dimensions	240 x 65 x 40
Weight kg/pc	1.13
Quantity per pallet	990
Pieces per sqm (joint: 12mm)	76

**Metropolis Atrium Red**

Type	Extruded
Pick-up location	Quijchen (EE)
Article number	1450110
Format	ECO 240
Dimensions	240 x 65 x 40
Weight kg/pc	1.13
Quantity per pallet	990
Pieces per sqm (joint: 12mm)	76

**Waterstruck
Special Karmijnred**

Type	Waterstruck
Pick-up location	Beerse (BE)
Article number	12100440
Format	
Dimensions	495 x 100 x 38
Weight kg/pc	4.21
Quantity per pallet	245
Pieces per sqm (joint: 12mm)	40

**Waterstruck Special Red**

Type	Waterstruck
Pick-up location	Beerse (BE)
Article number	12100340
Format	
Dimensions	495 x 100 x 38
Weight kg/pc	3.60
Quantity per pallet	245
Pieces per sqm (joint: 12mm)	40

**Waterstruck Atica Red**

Type	Waterstruck
Pick-up location	Beerse (BE)
Article number	12100120
Format	ECO
Dimensions	370 x 70 x 40
Weight kg/pc	2.15
Quantity per pallet	414
Pieces per sqm (joint: 12mm)	60

**Waterstruck Special
Orient Red**

Type	Waterstruck
Pick-up location	Beerse (BE)
Article number	12100343
Format	
Dimensions	500 x 100 x 38
Weight kg/pc	3.87
Quantity per pallet	245
Pieces per sqm (joint: 12mm)	39

Tigo

Type	Extruded	Extruded
Pick-up location	Kirchhimmern (DE)	Kirchhimmern (DE)
Article number	34471890	34471880
Format	NF Full Brick	NF B Lochung
Dimensions	240 x 115 x 71	240 x 115 x 71
Weight kg/pc	4.30	3.50
Quantity per pallet	208	416
Pieces per sqm (joint: 12mm)	48	48

**Anaro**

Type	Extruded	Extruded
Pick-up location	Kirchhimmern (DE)	Kirchhimmern (DE)
Article number	34471910	34471900
Format	NF Full Brick	NF B Lochung
Dimensions	240 x 115 x 71	240 x 115 x 71
Weight kg/pc	4.30	3.50
Quantity per pallet	208	416
Pieces per sqm (joint: 12mm)	48	48

**Danai**


Type	Extruded	Extruded
Pick-up location	Kirchhimmern (DE)	Kirchhimmern (DE)
Article number	34471810	34471800
Format	NF Full Brick	NF B Lochung
Dimensions	240 x 115 x 71	240 x 115 x 71
Weight kg/pc	4.30	3.50
Quantity per pallet	208	416
Pieces per sqm (joint: 12mm)	48	48

**Lovis**


Type	Extruded	Extruded
Pick-up location	Kirchhimmern (DE)	Kirchhimmern (DE)
Article number	34471790	34471780
Format	NF Full Brick	NF B Lochung
Dimensions	240 x 115 x 71	240 x 115 x 71
Weight kg/pc	4.30	3.50
Quantity per pallet	208	416
Pieces per sqm (joint: 12mm)	48	48

**Elia**

Type	Extruded	Extruded
Pick-up location	Kirchhimmern (DE)	Kirchhimmern (DE)
Article number	34480380	34480360
Format	NF B Lochung	NF Full brick
Dimensions	240 x 115 x 71	240 x 115 x 71
Weight kg/pc	3.05	4.30
Quantity per pallet	416	208
Pieces per sqm (joint: 12mm)	48	48

**Siva**

Type	Extruded	Extruded
Pick-up location	Buchwäldchen (DE)	Buchwäldchen (DE)
Article number	34388360	34388390
Format	NF B Lochung	NF Full brick
Dimensions	240 x 115 x 71	240 x 115 x 71
Weight kg/pc	3.00	4.20
Quantity per pallet	250	250
Pieces per sqm (joint: 12mm)	48	48



Olina (Orange Special)

Type	Waterstruck	Waterstruck
Pick-up location	Kirchhimmern (DE)	Kirchhimmern (DE)
Article number	34486310	34486280
Format	DF Full brick	NF Full Brick
Dimensions	240 x 115 x 52	240 x 115 x 71
Weight kg/pc	2.80	3.80
Quantity per pallet	504	364
Pieces per sqm (joint: 12mm)	64	48

**Moran (Campus 430)**

Type	Waterstruck	Waterstruck
Pick-up location	Kirchhimmern (DE)	Kirchhimmern (DE)
Article number	34489420	34489450
Format	DF Full brick MW	NF Full brick MW
Dimensions	240 x 115 x 52	240 x 115 x 71
Weight kg/pc	2.80	3.80
Quantity per pallet	504	364
Pieces per sqm (joint: 12mm)	64	48

**Manoa**

Type	Extruded
Pick-up location	Kirchhimmern (DE)
Article number	34475960
Format	NF Full Brick
Dimensions	240 x 115 x 71
Weight kg/pc	3.80
Quantity per pallet	364
Pieces per sqm (joint: 12mm)	48

**Alani (Campus)**

Type	Extruded
Pick-up location	Kirchhimmern (DE)
Article number	34489250
Format	NF Full Brick
Dimensions	240 x 115 x 71
Weight kg/pc	3.70
Quantity per pallet	364
Pieces per sqm (joint: 12mm)	48

**Amari**

Type	Extruded
Pick-up location	Kirchhimmern (DE)
Article number	34482560
Format	DF Full Brick
Dimensions	240 x 115 x 52
Weight kg/pc	2.80
Quantity per pallet	504
Pieces per sqm (joint: 12mm)	64

**Keona (Campus 435)**


Type	Extruded
Pick-up location	Kirchhimmern (DE)
Article number	34489440
Format	NF Full Brick
Dimensions	240 x 115 x 71
Weight kg/pc	3.80
Quantity per pallet	364
Pieces per sqm (joint: 12mm)	48

Tongerse RV

Type	Extruded
Pick-up location	Quirjnen (BE)
Article number	1425250
Format	RV with false joint
Dimensions	178 x 83 x 48
Weight kg/pc	1.25
Quantity per pallet	860
Pieces per sqm (joint: 12mm)	88

**Brabantse Recup**


Type	Rustical
Pick-up location	Rustical
Article number	1425571
Format	ECO M65
Dimensions	188 x 85 x 63
Weight kg/pc	1.38
Quantity per pallet	766
Pieces per sqm (joint: 12mm)	67

**Retro Pastorie**

Type	Rustical
Pick-up location	Péruwez (BE)
Article number	12718260
Format	M50
Dimensions	188 x 88 x 48
Weight kg/pc	1.51
Quantity per pallet	936
Pieces per sqm (joint: 12mm)	83

**Opus**

Type	Hand Moulded
Pick-up location	Beerse (BE)
Article number	151410
Format	WDF
Dimensions	215 x 102 x 65
Weight kg/pc	2.35
Quantity per pallet	528
Pieces per sqm (joint: 12mm)	57

**Balense recup**

Type	Rustical
Pick-up location	Quirjnen (BE)
Article number	1453110
Format	Eco WF
Dimensions	200 x 65 x 48
Weight kg/pc	1.06
Quantity per pallet	924
Pieces per sqm (joint: 12mm)	79

**Avolto Jado Red**

Type	Rustical	Rustical
Pick-up location	Lanaken (BE)	Lanaken (BE)
Article number	12483220	12483230
Format	ECO WDF	ECO WDF
Dimensions	215 x 65 x 50	215 x 65 x 65
Weight kg/pc	1.17	1.46
Quantity per pallet	1.248	904
Pieces per sqm (joint: 12mm)	71	67

Menton

Type	Hand Moulded
Pick-up location	Nuance (NL)
Article number	11362900
Format	WF
Dimensions	210 x 100 x 50
Weight kg/po	1.50
Quantity per pallet	414
Pieces per sqm (joint: 12mm)	73

Malva Exclusive

Type	Waterstruck
Pick-up location	Erlecom (NL)
Article number	11414100
Format	WF
Dimensions	210 x 100 x 50
Weight kg/po	1.93
Quantity per pallet	396
Pieces per sqm (joint: 12mm)	73

**Agena**


Type	Hand Moulded
Pick-up location	Wolfswaard (NL)
Article number	11258030
Format	WF
Dimensions	210 x 100 x 50
Weight kg/po	1.95
Quantity per pallet	396
Pieces per sqm (joint: 12mm)	73

**Elsterbont**

Type	Hand Moulded
Pick-up location	Nuance (NL)
Article number	11364400
Format	WF
Dimensions	210 x 100 x 50
Weight kg/po	1.48
Quantity per pallet	414
Pieces per sqm (joint: 12mm)	73

**Heukelom**

Type	Hand Moulded
Pick-up location	Nuance (NL)
Article number	11360400
Format	WF
Dimensions	210 x 100 x 50
Weight kg/po	1.50
Quantity per pallet	432
Pieces per sqm (joint: 12mm)	73

**Kastanje**

Type	Hand Moulded
Pick-up location	Lanaken (BE)
Article number	12450650
Format	NF
Dimensions	240 x 114 x 71
Weight kg/po	3.15
Quantity per pallet	384
Pieces per sqm (joint: 12mm)	48



Brick mix Colorada and Recup Tongerse RV

Architecten- en ingenieursbureau D'hondt Bleyens Goesaert DBG
in collaboration with Claey's-Haelvoet architecten, Kortrijk, Belgium



Linaqua Viola

Blanco architecten, Hoellaar, Belgium



Rupelse RV

A2D, architecture 2 design, Tervuren, Belgium



Alvena

Blanco Architecten, Hoeilaart, Belgium






Hectic

Egide Meertens Plus Architects,
Egide Meertens, Riemst, Belgium

Unaqua Viola

ONZE architecten, Kluisbergen and
Machelen-aan-de-Leie (Zulte), Belgium





Paarsblauw

Architect Bart Van Weter, Gent, Belgium




Brown


evokes a sense of
strength and reliability

Hiwa

Type	Extruded	Extruded
Pick-up location	Buchwäldchen (DE)	Buchwäldchen (DE)
Article number	34376100	34576200
Format	NF 7-Schlitz	NF Full brick
Dimensions	240 x 115 x 71	240 x 115 x 71
Weight kg/pc	3.70	4.20
Quantity per pallet	250	250
Pieces per sqm (joint: 12mm)	48	48

**Kaipo**

Type	Extruded	Extruded
Pick-up location	Kirchlössen (DE)	Kirchlössen (DE)
Article number	34482610	34482210
Format	NF B Lochung	NF Full brick
Dimensions	240 x 115 x 71	240 x 115 x 71
Weight kg/pc	3.05	4.40
Quantity per pallet	416	208
Pieces per sqm (joint: 12mm)	48	48

**Dara**

Type	Extruded	Extruded
Pick-up location	Buchwäldchen (DE)	Buchwäldchen (DE)
Article number	34381100	34381200
Format	NF 7-Schlitz	NF Full brick
Dimensions	240 x 115 x 71	240 x 115 x 71
Weight kg/pc	3.70	4.20
Quantity per pallet	250	250
Pieces per sqm (joint: 12mm)	48	48

**Pagus Brown**

Type	Hand Moulded
Pick-up location	Kortemark (BE)
Article number	12908021
Format	ECO ILL20
Dimensions	238 x 75 x 48
Weight kg/pc	1.45
Quantity per pallet	1,072
Pieces per sqm (joint: 12mm)	78

Marono Brown Extra E1

Type	Extruded
Pick-up location	Kortemark (BE)
Article number	12796415
Format	
Dimensions	288 x 90 x 48
Weight kg/pc	2.09
Quantity per pallet	804
Pieces per sqm (joint: 12mm)	66

Amfora Castana

Type	Hand Moulded
Pick-up location	Beersel (BE)
Article number	12101833
Format	ECO WF
Dimensions	215 x 85 x 50
Weight kg/pc	1.20
Quantity per pallet	1,014
Pieces per sqm (joint: 12mm)	71

Metropolis Urbis Brown

Type	Rustical
Pick-up location	Quirinen (BE)
Article number	1450320
Format	ECO 240
Dimensions	240 x 65 x 40
Weight kg/pc	1,14
Quantity per pallet	900
Pieces per sqm (joint: 12mm)	76

**Metropolis Civitas Brown**

Type	Rustical
Pick-up location	Quirinen (BE)
Article number	1450310
Format	ECO 240
Dimensions	240 x 65 x 40
Weight kg/pc	1,14
Quantity per pallet	900
Pieces per sqm (joint: 12mm)	76

**Archipolis Barn Brown**

Type	Extruded
Pick-up location	Kortemark (EE)
Article number	12760290
Format	ECO 240
Dimensions	240 x 65 x 40
Weight kg/pc	1,14
Quantity per pallet	680
Pieces per sqm (joint: 12mm)	76

**Magistrada Maestra**

Type	Waterstruck	Waterstruck	Waterstruck
Pick-up location	Bemmel (NL)	Bemmel (NL)	Bemmel (NL)
Article number	122997	122907	11242947
Format	VF	WF	LF
Dimensions	210 x 100 x 40	210 x 100 x 50	400 x 100 x 40
Weight kg/pc	1,47	1,84	2,77
Quantity per pallet	470	440	250
Pieces per sqm (joint: 12mm)	91	73	50

Ivani

Type	Waterstruck
Pick-up location	Kirchhimmern (DE)
Article number	34476120
Format	NF Full brick
Dimensions	240 x 115 x 71
Weight kg/pc	3.80
Quantity per pallet	364
Pieces per sqm (joint: 12mm)	48

**Tano (HKS Braun)**

Type	Extruded
Pick-up location	Kirchhimmern (DE)
Article number	34475180
Format	NF Full Brick
Dimensions	240 x 115 x 71
Weight kg/pc	3.90
Quantity per pallet	364
Pieces per sqm (joint: 12mm)	48

**Fena**

Type	Extruded	Extruded
Pick-up location	Kirchhimmern (DE)	Kirchhimmern (DE)
Article number	34471370	34471360
Format	NF Full Brick	NF B Lochung
Dimensions	240 x 115 x 71	240 x 115 x 71
Weight kg/pc	4.30	3.50
Quantity per pallet	208	416
Pieces per sqm (joint: 12mm)	48	48

**Tehani**

Type	Extruded	Extruded
Pick-up location	Kirchhimmern (DE)	Kirchhimmern (DE)
Article number	34471350	34471340
Format	NF Full Brick	NF B Lochung
Dimensions	240 x 115 x 71	240 x 115 x 71
Weight kg/pc	4.30	3.50
Quantity per pallet	208	416
Pieces per sqm (joint: 12mm)	48	48

**Tian**

Type	Waterstruck
Pick-up location	Kirchhimmern (DE)
Article number	34476100
Format	NF Full brick
Dimensions	240 x 115 x 71
Weight kg/pc	3.90
Quantity per pallet	364
Pieces per sqm (joint: 12mm)	48

**Arona**

Type	Waterstruck
Pick-up location	Kirchhimmern (DE)
Article number	34476140
Format	NF Full brick
Dimensions	240 x 115 x 71
Weight kg/pc	3.80
Quantity per pallet	364
Pieces per sqm (joint: 12mm)	48



Rhone Exclusive

Type	Hand Moulded
Pick-up location	Nuance (NL)
Article number	11303300
Format	WF
Dimensions	210 x 100 x 50
Weight kg/pc	1.50
Quantity per pallet	414
Pieces per sqm (joint: 12mm)	73

**Pollux**

Type	Hand Moulded
Pick-up location	Wolfswaard (NL)
Article number	13070
Format	WF
Dimensions	210 x 100 x 50
Weight kg/pc	1.60
Quantity per pallet	396
Pieces per sqm (joint: 12mm)	73

**Edelsteen Topaas**

Type	Waterstruck
Pick-up location	Ereboom (NL)
Article number	11418600
Format	WF
Dimensions	210 x 100 x 50
Weight kg/pc	1.68
Quantity per pallet	396
Pieces per sqm (joint: 12mm)	73

**Pagus Red-Brown**

Type	Hand Moulded
Pick-up location	Kortemark (BE)
Article number	12307921
Format	ECO ILLUZO
Dimensions	233 x 75 x 48
Weight kg/pc	1.51
Quantity per pallet	1,072
Pieces per sqm (joint: 12mm)	78

**Pagus Brown-Black**


Type	Hand Moulded	Hand Moulded	Hand Moulded
Pick-up location	Kortemark (BE)	Kortemark (BE)	Kortemark (BE)
Article number	12808100	12808112	12808121
Format	WF	WDF	ECO ILLUZO
Dimensions	210 x 100 x 50	215 x 102 x 65	238 x 75 x 48
Weight kg/pc	1.71	2.20	1.40
Quantity per pallet	840	600	1,072
Pieces per sqm (joint: 12mm)	73	57	78

Parido (Svendborg)


Type	Hand Moulded
Pick-up location	Lanaken (BE)
Article number	12450110
Format	WDF
Dimensions	215 x 102 x 65
Weight kg/pc	2.17
Quantity per pallet	628
Pieces per sqm (joint: 12mm)	57

**Dorado**


Type	Hand Moulded	Hand Moulded
Pick-up location	Lanaken (BE)	Lanaken (BE)
Article number	12450210	12450230
Format	WDF	ECO WDF
Dimensions	215 x 102 x 65	215 x 65 x 65
Weight kg/pc	2.25	1.58
Quantity per pallet	612	904
Pieces per sqm (joint: 12mm)	57	57

**Edelsteen Rutiel**

Type	Waterstruck
Pick-up location	Erismom (NL)
Article number	11418100
Format	WF
Dimensions	210 x 100 x 50
Weight kg/pc	1.92
Quantity per pallet	396
Pieces per sqm (joint: 12mm)	73

**Kiano**

Type	Waterstruck
Pick-up location	Kirchhimmern (DE)
Article number	34485740
Format	NF Full brick
Dimensions	240 x 115 x 71
Weight kg/pc	3.80
Quantity per pallet	364
Pieces per sqm (joint: 12mm)	46

**Kogelbloem**

Type	Waterstruck	Waterstruck
Pick-up location	Haafden (NL)	Haafden (NL)
Article number	11132907	11132927
Format	WF	WDF
Dimensions	210 x 100 x 50	215 x 102 x 85
Weight kg/pc	1.73	2.34
Quantity per pallet	400	624
Pieces per sqm (joint: 12mm)	73	57



Old Roman

Type	Hand Moulded	Hand Moulded
Pick-up location	Lanaken (BE)	Lanaken (BE)
Article number	12452710	12453030
Format	WDF	ECO WDF
Dimensions	215 x 102 x 65	215 x 85 x 65
Weight kg/pc	2.17	1.57
Quantity per pallet	628	904
Pieces per sqm (joint: 12mm)	57	57



Haru (Luna 435)

Type	Waterstruck
Pick-up location	Krohlimmen (DE)
Article number	34457350
Format	NF Full brick
Dimensions	240 x 115 x 71
Weight kg/pc	3.80
Quantity per pallet	364
Pieces per sqm (joint: 12mm)	48



Polaris

Type	Hand Moulded
Pick-up location	Wolfswaard (NL)
Article number	11250000
Format	WF
Dimensions	210 x 100 x 50
Weight kg/pc	1.53
Quantity per pallet	306
Pieces per sqm (joint: 12mm)	73



Edelsteen Lapis

Type	Hand Moulded
Pick-up location	Ereloom (NL)
Article number	11410600
Format	WF
Dimensions	210 x 100 x 50
Weight kg/pc	1.68
Quantity per pallet	306
Pieces per sqm (joint: 12mm)	73



Cosmos Exclusive

Type	Waterstruck
Pick-up location	Ereloom (NL)
Article number	11414700
Format	WF
Dimensions	210 x 100 x 50
Weight kg/pc	1.85
Quantity per pallet	295
Pieces per sqm (joint: 12mm)	73

"A secure home as a safe haven"



© Photography: Tim Van De Veldt



Metropolis Civitas Brown

HASA architects, Sarah Flebus, Mülzen



Iluzo Pagus Brown




EuraAu 68, Stefan Wilken, Zonhoven, Belgium




212

Iluzo Pagus Brown-Black
Architect Marjan Hessamfar - Joe Verons Architect and MOON SAFARI



213


Kogelbloem
Architect Eiland 7, Rotsejaer, Belgium



Iluzo Pagus Brown-Black

Bortinck Architecture and Engineering, Gert, Belgium





Copper


an overwhelmingly
warm shade

Akelei

Type	Hand Moulded
Pick-up location	Erecom (NL)
Article number	11416700
Format	WF
Dimensions	210 x 100 x 50
Weight kg/pc	1,85
Quantity per pallet	396
Pieces per sqm (joint: 12mm)	73

**Beigerood**


Type	Hand Moulded
Pick-up location	Haarlem (NL)
Article number	1200
Format	WF
Dimensions	210 x 100 x 50
Weight kg/pc	1,77
Quantity per pallet	400
Pieces per sqm (joint: 12mm)	73

**Bemmel Brons**

Type	Hand Moulded
Pick-up location	Bemmel (NL)
Article number	113402
Format	WF
Dimensions	210 x 100 x 50
Weight kg/pc	1,65
Quantity per pallet	600
Pieces per sqm (joint: 12mm)	73

**Ploenroos**

Type	Hand Moulded
Pick-up location	Erecom (NL)
Article number	11416900
Format	WF
Dimensions	210 x 100 x 50
Weight kg/pc	1,93
Quantity per pallet	396
Pieces per sqm (joint: 12mm)	73

**Timmantiek**

Type	Hand Moulded	Hand Moulded
Pick-up location	Nuance (NL)	Nuance (NL)
Article number	11364000	11364010
Format	WF	WDF
Dimensions	210 x 100 x 50	215 x 100 x 65
Weight kg/pc	1,48	2,08
Quantity per pallet	414	632
Pieces per sqm (joint: 12mm)	73	57

**Timmantiek Reduced**

Type	Hand Moulded
Pick-up location	Nuance (NL)
Article number	11364110
Format	WDF
Dimensions	215 x 100 x 65
Weight kg/pc	2,08
Quantity per pallet	632
Pieces per sqm (joint: 12mm)	57

**Zeisterbont**

Type	Hand Moulded
Pick-up location	Bemmel (NL)
Article number	118002
Format	WF
Dimensions	210 x 100 x 50
Weight kg/pc	1,71
Quantity per pallet	440
Pieces per sqm (joint: 12mm)	73

**Magistrada Dignita**

Type	Waterstruck	Waterstruck	Waterstruck
Pick-up location	Bemmel (NL)	Bemmel (NL)	Bemmel (NL)
Article number	122890	122900	11242040
Format	VF	WF	LF
Dimensions	210 x 100 x 40	210 x 100 x 50	400 x 100 x 40
Weight kg/pc	1,44	1,80	2,60
Quantity per pallet	470	440	250
Pieces per sqm (joint: 12mm)	91	73	50

*"Architecture that focuses
on nature"*



Hoorbloem

STUDIOLO architectuur and Koen Matthys, Ghent, Belgium



"Maximum interaction without physical connection"

© Photography: Jan Verbeke & Ysaïe



Grey

represents intellect
and compromise



Agora Silver Grey

Type	Hand Moulded	Hand Moulded	Hand Moulded	Hand Moulded	Hand Moulded
Pick-up location	Beerse (BE)	Beerse (BE)	Lanaken (BE)	Beerse (BE)	Lanaken (BE)
Article number	12153130	1152605	12472205	1162615	12472215
Format	ECO WF	WF	WF	WDF	WDF
Dimensions	210 x 65 x 50	215 x 102 x 50	215 x 102 x 50	215 x 102 x 65	215 x 102 x 65
Weight kg/pc	1,27	2,11	2,10	2,62	2,78
Quantity per pallet	1.014	648	724	528	576
Pieces per sqm (joint: 12mm)	73	71	71	57	57



Metropolis Sonic Grey

Type	Extruded
Pick-up location	Kortemark (BE)
Article number	12760100
Format	ECO 240
Dimensions	240 x 65 x 40
Weight kg/pc	1,19
Quantity per pallet	880
Pieces per sqm (joint: 12mm)	76



Riego Plata


Type	Pustula
Pick-up location	Péruwez (BE)
Article number	12719572
Format	WF
Dimensions	210 x 100 x 50
Weight kg/pc	1,75
Quantity per pallet	790
Pieces per sqm (joint: 12mm)	73

Waterstruck Special Sablé

Type	Waterstruck
Pick-up location	Beerse (BE)
Article number	12150109
Format	
Dimensions	510 x 100 x 40
Weight kg/pc	4,19
Quantity per pallet	245
Pieces per sqm (joint: 12mm)	37

Cinder Coal (Grey-Black)

Type	Hand Moulded
Pick-up location	Lanaken (BE)
Article number	12451810
Format	WDF
Dimensions	215 x 102 x 65
Weight kg/po	2.34
Quantity per pallet	628
Pieces per sqm (joint: 12mm)	57

**Arces Moon Grey**

Type	Hand Moulded
Pick-up location	Konemark (EE)
Article number	12808800
Format	WF
Dimensions	210 x 100 x 50
Weight kg/po	1.60
Quantity per pallet	840
Pieces per sqm (joint: 12mm)	73

**Magistrada Optima**

Type	Waterstruck	Waterstruck	Waterstruck
Pick-up location	Bemmel (NL)	Bemmel (NL)	Bemmel (NL)
Article number	122990	122900	11242940
Format	VF	WF	LF
Dimensions	210 x 100 x 40	210 x 100 x 50	400 x 100 x 40
Weight kg/po	1.49	1.86	2.76
Quantity per pallet	470	440	250
Pieces per sqm (joint: 12mm)	91	73	50

**Kalmar**

Type	Hand Moulded
Pick-up location	Lanaken (BE)
Article number	12451410
Format	WDF
Dimensions	215 x 102 x 85
Weight kg/po	2.34
Quantity per pallet	628
Pieces per sqm (joint: 12mm)	57

**Cinder Coal-White (Grey-Black-White)**


Type	Hand Moulded	Hand Moulded
Pick-up location	Lanaken (BE)	Lanaken (BE)
Article number	12451810	12451850
Format	WDF	NF
Dimensions	215 x 102 x 65	240 x 114 x 71
Weight kg/po	2.34	3.22
Quantity per pallet	628	384
Pieces per sqm (joint: 12mm)	57	48

Amfora Rino Grey

Type	Waterstruck
Pick-up location	Beerse (BE)
Article number	12100136
Format	Eco WF
Dimensions	210 x 65 x 50
Weight kg/pc	1,29
Quantity per pallet	1,014
Pieces per sqm (joint: 12mm)	73

**Archipolis Argos Grey**

Type	Extruded
Pick-up location	Kortemark (BE)
Article number	12761370
Format	ECO 400
Dimensions	400 x 65 x 40
Weight kg/pc	2,49
Quantity per pallet	360
Pieces per sqm (joint: 12mm)	49

**Archipolis Byblos Grey**

Type	Extruded
Pick-up location	Kortemark (BE)
Article number	12761270
Format	ECO 400
Dimensions	400 x 65 x 40
Weight kg/pc	2,49
Quantity per pallet	360
Pieces per sqm (joint: 12mm)	49

Amfora Silvo Grey

Type	Waterstruck
Pick-up location	Beerse (BE)
Article number	12100132
Format	Eco WF
Dimensions	210 x 65 x 50
Weight kg/pc	1,29
Quantity per pallet	1,014
Pieces per sqm (joint: 12mm)	73

Amfora Misto Grey

Type	Waterstruck
Pick-up location	Beerse (BE)
Article number	12100134
Format	Eco WF
Dimensions	210 x 65 x 50
Weight kg/pc	1,29
Quantity per pallet	1,014
Pieces per sqm (joint: 12mm)	73

Waterstruck Silt Grey

Type	Waterstruck
Pick-up location	Beerse (BE)
Article number	12150400
Format	ECO
Dimensions	380 x 70 x 45
Weight kg/pc	2.23
Quantity per pallet	414
Pieces per sqm (joint: 12mm)	45

**Waterstruck Special Quartz-Grey**

Type	Waterstruck
Pick-up location	Beerse (BE)
Article number	12150100
Format	
Dimensions	510 x 100 x 40
Weight kg/pc	3.94
Quantity per pallet	245
Pieces per sqm (joint: 12mm)	37

**Imperium Notus**

Type	Rustical	Rustical
Pick-up location	Kortemark (BE)	Kortemark (BE)
Article number	12810130	12810160
Format	ECO RF	ECO ILUZO
Dimensions	238 x 75 x 40	238 x 75 x 48
Weight kg/pc	1.21	1.32
Quantity per pallet	936	936
Pieces per sqm (joint: 12mm)	77	78

**Waterstruck Suria Grey**

Type	Waterstruck
Pick-up location	Beerse (BE)
Article number	12150200
Format	ECO
Dimensions	380 x 70 x 45
Weight kg/pc	2.09
Quantity per pallet	414
Pieces per sqm (joint: 12mm)	45

**Waterstruck Gloom Grey**


Type	Waterstruck
Pick-up location	Beerse (BE)
Article number	12150300
Format	ECO
Dimensions	380 x 70 x 45
Weight kg/pc	2.09
Quantity per pallet	414
Pieces per sqm (joint: 12mm)	45

**Waterstruck Special Grey**

Type	Waterstruck
Pick-up location	Beerse (BE)
Article number	12152400
Format	
Dimensions	510 x 100 x 40
Weight kg/pc	3.94
Quantity per pallet	245
Pieces per sqm (joint: 12mm)	37

Pastorale Braised

Type	Hand Moulded	Hand Moulded	Hand Moulded	Hand Moulded
Pick-up location	Beerse (BE)	Beerse (BE)	Beerse (BE)	Lanaken (BE)
Article number	12151060	12151000	12151010	12470450
Format	M50	WF	WDF	NF
Dimensions	188 x 88 x 48	210 x 100 x 50	215 x 102 x 65	240 x 114 x 71
Weight kg/pc	1,42	1,93	2,60	3,21
Quantity per pallet	780	648	523	360
Pieces per sqm (joint: 12mm)	83	73	57	48

**Avolto Remo Grey**

Type	Rustical	Rustical
Pick-up location	Lanaken (BE)	Lanaken (BE)
Article number	12463920	12463930
Format	ECO WF	ECO WDF
Dimensions	215 x 65 x 50	215 x 65 x 65
Weight kg/pc	1,19	1,55
Quantity per pallet	1,248	904
Pieces per sqm (joint: 12mm)	71	57

**Avolto Nila Greige**

Type	Rustical	Rustical
Pick-up location	Lanaken (BE)	Lanaken (BE)
Article number	12464920	12464930
Format	ECO WF	ECO WDF
Dimensions	215 x 65 x 50	215 x 65 x 65
Weight kg/pc	1,19	1,48
Quantity per pallet	1,248	904
Pieces per sqm (joint: 12mm)	71	57

**Nubilum Saturn Grey**

Type	Hand Moulded	Hand Moulded
Pick-up location	Péruwelz (BE)	Péruwelz (BE)
Article number	12710740	12710750
Format	ECO WF	ECO WDF
Dimensions	215 x 65 x 50	215 x 65 x 65
Weight kg/pc	1,18	1,49
Quantity per pallet	1,120	840
Pieces per sqm (joint: 12mm)	71	57

Forum Prata

Type	Hand Moulded	Hand Moulded	Hand Moulded
Pick-up location	Beerse (BE)	Beerse (BE)	Beerse (BE)
Article number	155100	155110	12101330
Format	WF	WDF	ECO-WF
Dimensions	215 x 102 x 50	215 x 102 x 65	215 x 65 x 50
Weight kg/pc	2,02	2,62	1,34
Quantity per pallet	848	528	1,014
Pieces per sqm (joint: 12mm)	71	57	71

**Archipolis Tilis Beige**

Type	Extruded
Pick-up location	Kortemark (BE)
Article number	12761470
Format	ECO 400
Dimensions	400 x 65 x 40
Weight kg/pc	2,49
Quantity per pallet	360
Pieces per sqm (joint: 12mm)	49

**Amfora Duno Beige**

Type	Waterstruck
Pick-up location	Beerse (BE)
Article number	12100130
Format	Eco WF
Dimensions	210 x 65 x 50
Weight kg/pc	1,26
Quantity per pallet	1,014
Pieces per sqm (joint: 12mm)	73

**Forum Prata Nuanced**

Type	Hand Moulded	Hand Moulded
Pick-up location	Beerse (BE)	Beerse (BE)
Article number	168710	12101730
Format	WDF	ECO-WF
Dimensions	215 x 102 x 65	215 x 65 x 50
Weight kg/pc	2,62	1,34
Quantity per pallet	528	1,014
Pieces per sqm (joint: 12mm)	57	71

**Archipolis Tornis Beige**

Type	Extruded
Pick-up location	Kortemark (BE)
Article number	12761570
Format	ECO 400
Dimensions	400 x 65 x 40
Weight kg/pc	2,49
Quantity per pallet	360
Pieces per sqm (joint: 12mm)	49

Argento

Type	Hand Moulded
Pick-up location	Lanaken (BE)
Article number	12470010
Format	WDF
Dimensions	215 x 102 x 65
Weight kg/pc	2,28
Quantity per pallet	576
Pieces per sqm (joint: 12mm)	57

**Pagus Grey-Black**

Type	Hand Moulded	Hand Moulded	Hand Moulded
Pick-up location	Kortemark (BE)	Kortemark (BE)	Kortemark (BE)
Article number	12808300	12808312	12808380
Format	WF	WDF	ECO ILLUZO
Dimensions	210 x 100 x 50	215 x 102 x 65	238 x 75 x 48
Weight kg/pc	1,60	2,08	1,33
Quantity per pallet	840	660	1,072
Pieces per sqm (joint: 12mm)	73	57	78

Pagus Grey

Type	Hand Moulded	Hand Moulded	Hand Moulded
Pick-up location	Kortemark (BE)	Kortemark (BE)	Kortemark (BE)
Article number	12808500	12808512	12808380
Format	WF	WDF	ECO ILLUZO
Dimensions	210 x 100 x 50	215 x 102 x 65	238 x 75 x 48
Weight kg/pc	1,60	2,08	1,33
Quantity per pallet	840	660	1,072
Pieces per sqm (joint: 12mm)	73	57	78

**Archipolis Frost Grey**

Type	Extruded	Extruded
Pick-up location	Beerse (BE)	Beerse (BE)
Article number	12150060	12150090
Format	ECO 240	ECO 400
Dimensions	240 x 65 x 40	400 x 65 x 40
Weight kg/pc	1,17	2,23
Quantity per pallet	1,000	360
Pieces per sqm (joint: 12mm)	78	47

Avolto Salina Greige

Type	Fusional
Pick-up location	Beerse (BE)
Article number	12140080
Format	ECO WF
Dimensions	215 x 65 x 50
Weight kg/pc	1.34
Quantity per pallet	1.100
Pieces per sqm (joint: 12mm)	71

**Nubilum Velum Beige**

Type	Hand Moulded
Pick-up location	Beerse (BE)
Article number	12140070
Format	ECO WF
Dimensions	210 x 65 x 50
Weight kg/pc	1.28
Quantity per pallet	1.100
Pieces per sqm (joint: 12mm)	73

**Nubilum Stratus Greige**

Type	Hand Moulded
Pick-up location	Beerse (BE)
Article number	12140080
Format	ECO WF
Dimensions	210 x 65 x 50
Weight kg/pc	1.30
Quantity per pallet	1.100
Pieces per sqm (joint: 12mm)	73

Elignia Silva Greige

Type	Extruded	Extruded
Pick-up location	Kortemark (BE)	Kortemark (BE)
Article number	12760390	12760111
Format		
Dimensions	238 x 65 x 48	238 x 90 x 48
Weight kg/pc	1.48	2.06
Quantity per pallet	938	804
Pieces per sqm (joint: 12mm)	55	56

Agora Agate Grey

Type	Hand Moulded	Hand Moulded	Hand Moulded	Hand Moulded
Pick-up location	Beerse (BE)	Beerse (BE)	Lanaken (BE)	Beerse (BE)
Article number	12152200	12152210	12472110	12150001
Format	WF	WDF	WDF	ECO-WF
Dimensions	215 x 102 x 50	215 x 102 x 65	215 x 102 x 65	215 x 65 x 50
Weight kg/pc	2.15	2.60	2.60	1.34
Quantity per pallet	648	528	570	1,014
Pieces per sqm (joint: 12mm)	71	57	57	71

**Elignia Magma Grey**

Type	Extruded	Extruded
Pick-up location	Kortemark (BE)	Kortemark (BE)
Article number	12760370	12760366
Format		
Dimensions	288 x 65 x 48	288 x 90 x 48
Weight kg/pc	1.54	2.09
Quantity per pallet	938	804
Pieces per sqm (joint: 12mm)	66	56

**Elignia Nebula Grey**

Type	Extruded	Extruded
Pick-up location	Kortemark (BE)	Kortemark (BE)
Article number	12760368	12760380
Format		
Dimensions	288 x 90 x 48	288 x 65 x 48
Weight kg/pc	2.09	1.54
Quantity per pallet	804	938
Pieces per sqm (joint: 12mm)	56	66

**Linaqua Guna Grey**

Type	Hand Moulded
Pick-up location	Lanaken (BE)
Article number	12476140
Format	ECO
Dimensions	256 x 67 x 58
Weight kg/pc	1.98
Quantity per pallet	714
Pieces per sqm (joint: 12mm)	54

Vilnius (Skagen)


Type	Hand Moulded	Hand Moulded
Pick-up location	Lanaken (BE)	Lanaken (BE)
Article number	12451310	12451350
Format	WDF	NF
Dimensions	215 x 102 x 65	240 x 114 x 71
Weight kg/pc	2,34	3,18
Quantity per pallet	628	334
Pieces per sqm (joint: 12mm)	57	48

**Nakoa (Silverline)**

Type	Waterstruck
Pick-up location	Kirchhimmern (DE)
Article number	34488320
Format	NF Full brick
Dimensions	240 x 115 x 71
Weight kg/pc	3,80
Quantity per pallet	364
Pieces per sqm (joint: 12mm)	48

**Nohea (Silverstone)**

Type	Waterstruck	Waterstruck
Pick-up location	Kirchhimmern (DE)	Kirchhimmern (DE)
Article number	34488350	34488340
Format	DF Full brick	NF Full brick
Dimensions	240 x 115 x 52	240 x 115 x 71
Weight kg/pc	2,80	3,80
Quantity per pallet	504	364
Pieces per sqm (joint: 12mm)	64	48

**Niara**

Type	Extruded
Pick-up location	Kirchhimmern (DE)
Article number	34486600
Format	NF Full Brick
Dimensions	240 x 115 x 71
Weight kg/pc	3,80
Quantity per pallet	364
Pieces per sqm (joint: 12mm)	48

Malu

Type	Extruded	Extruded
Pick-up location	Kirchhimmern (DE)	Kirchhimmern (DE)
Article number	34482520	34482480
Format	DF Full Brick	NF Full Brick
Dimensions	240 x 115 x 52	240 x 115 x 71
Weight kg/pc	2,80	3,80
Quantity per pallet	504	364
Pieces per sqm (joint: 12mm)	64	48

Imperium Nerus

Type	Rustical	Rustical
Pick-up location	Kortemark (BE)	Kortemark (BE)
Article number	12810140	12810150
Format	ECO RF	ECO ILLUZO
Dimensions	238 x 75 x 40	238 x 75 x 48
Weight kg/po	1,21	1,32
Quantity per pallet	936	936
Pieces per sqm (joint: 12mm)	77	78



Linaqua Friso Grey

Type	Hand Moulded
Pick-up location	Lanaken (BE)
Article number	12476040
Format	ECO
Dimensions	258 x 67 x 58
Weight kg/po	2,04
Quantity per pallet	714
Pieces per sqm (joint: 12mm)	64




Old Bachte

Type	Rustical	Rustical
Pick-up location	Beerse (BE)	Beerse (BE)
Article number	12140090	12140100
Format	ECO WF	ECO WFD
Dimensions	215 x 65 x 50	215 x 65 x 65
Weight kg/po	1,34	1,78
Quantity per pallet	1,100	850
Pieces per sqm (joint: 12mm)	71	67



Magistrada Lumina

Type	Waterstruck	Waterstruck	Waterstruck
Pick-up location	Bemmel (NL)	Bemmel (NL)	Bemmel (NL)
Article number	121000	121000	11241040
Format	VF	WF	LF
Dimensions	210 x 100 x 40	210 x 100 x 50	400 x 100 x 40
Weight kg/po	1,48	1,85	2,75
Quantity per pallet	470	440	250
Pieces per sqm (joint: 12mm)	91	73	50



Agora Agate Grey

OH Architecten, Leuven, Belgium



Eligna Silva Greige

POLO, Patrick Lootens, Antwerpen, in collaboration with landscape architect Dirk Vandekerckhove, Gent, Belgium

"New urban development deals smartly with scarce available space."



Niara

Architect Römer Kögeler & Partner Architekten mbB, Köln



Imperium Notus
AW Architektenbüro, Izegem





Waterstruck Special Grey



S3Architecten, Annelies Artoos, Mechelen, Belgium



Purple

for harmony of the mind
and emotions

Douro Porto Reduced

Type	Hand Moulded
Pick-up location	Wolfswaard (NL)
Article number	11258190
Format	WF
Dimensions	210 x 100 x 50
Weight kg/pc	1.60
Quantity per pallet	396
Pieces per sqm (joint: 12mm)	73

**Douro Porto**

Type	Hand Moulded
Pick-up location	Wolfswaard (NL)
Article number	11258090
Format	WF
Dimensions	210 x 100 x 50
Weight kg/pc	1.60
Quantity per pallet	396
Pieces per sqm (joint: 12mm)	73

**Camarque**

Type	Hand Moulded
Pick-up location	Nuance (NL)
Article number	11363500
Format	WF
Dimensions	210 x 100 x 50
Weight kg/pc	1.50
Quantity per pallet	414
Pieces per sqm (joint: 12mm)	73

**Swettebont**

Type	Hand Moulded
Pick-up location	Wolfswaard (NL)
Article number	11258150
Format	WF
Dimensions	210 x 100 x 50
Weight kg/pc	1.60
Quantity per pallet	396
Pieces per sqm (joint: 12mm)	73

**Bahati**

Type	Extruded	Extruded
Pick-up location	Buchwäldchen (DE)	Buchwäldchen (DE)
Article number	34388160	34388260
Format	NF 7-Schlitz	NF Full brick
Dimensions	240 x 115 x 71	240 x 115 x 71
Weight kg/pc	3.70	4.20
Quantity per pallet	250	250
Pieces per sqm (joint: 12mm)	48	48

**Kimo (RBB)**

Type	Waterstruck	Waterstruck
Pick-up location	Kirchkimmen (DE)	Kirchkimmen (DE)
Article number	34477200	34477200
Format	DF Full brick MW	NF Full brick
Dimensions	240 x 115 x 52	240 x 115 x 71
Weight kg/pc	2.30	3.80
Quantity per pallet	504	364
Pieces per sqm (joint: 12mm)	64	48





White

purity and innocence

Eligna Nordica White
B2A1 architects, Brussel-Gent-Roeselare, Belgium

Waterstruck Vanille White

Type	Waterstruck
Pick-up location	Beerse (BE)
Article number	12100100
Format	ECO
Dimensions	380 x 70 x 45
Weight kg/pc	2.36
Quantity per pallet	414
Pieces per sqm (joint: 12mm)	45

**Waterstruck Alaska White**

Type	Waterstruck
Pick-up location	Beerse (BE)
Article number	12100110
Format	ECO
Dimensions	380 x 70 x 45
Weight kg/pc	2.09
Quantity per pallet	414
Pieces per sqm (joint: 12mm)	45

**Waterstruck Special Ecrú**

Type	Waterstruck
Pick-up location	Beerse (BE)
Article number	12100251
Format	
Dimensions	510 x 100 x 40
Weight kg/pc	3.94
Quantity per pallet	245
Pieces per sqm (joint: 12mm)	37

**Imperium Flavus**

Type	Rustical	Rustical
Pick-up location	Kortemark (BE)	Kortemark (BE)
Article number	12810120	12810170
Format	ECO RF	ECO ILUZO
Dimensions	238 x 75 x 40	238 x 75 x 48
Weight kg/pc	1.21	1.32
Quantity per pallet	936	936
Pieces per sqm (joint: 12mm)	77	78

Linaqua Sintra White

Type	Hand Moulded
Pick-up location	Maaseik (BE)
Article number	12359064
Format	EDO
Dimensions	256 x 67 x 58
Weight kg/pc	2.0
Quantity per pallet	714
Pieces per sqm (joint: 12mm)	54

**White**

Type	Hand Moulded
Pick-up location	Thorn (NL)
Article number	133240
Format	WF
Dimensions	210 x 100 x 50
Weight kg/pc	1.77
Quantity per pallet	378
Pieces per sqm (joint: 12mm)	73

**Riego Lona**

Type	Rustical
Pick-up location	Péruwelz (BE)
Article number	12719573
Format	WF
Dimensions	210 x 100 x 50
Weight kg/pc	1.71
Quantity per pallet	796
Pieces per sqm (joint: 12mm)	73



Agora Super White

Type	Hand Moulded	Hand Moulded	Hand Moulded
Pick-up location	Beerse (BE)	Beerse (BE)	Beerse (BE)
Article number	12102030	151855	151886
Format	ECO WF	WF	WDF
Dimensions	210 x 65 x 50	215 x 102 x 50	215 x 102 x 65
Weight kg/pc	1.24	2.02	2.50
Quantity per pallet	1,014	648	520
Pieces per sqm (joint: 12mm)	73	71	57

**Forum Branco**

Type	Hand Moulded
Pick-up location	Beerse (BE)
Article number	155010
Format	WDF
Dimensions	215 x 102 x 65
Weight kg/pc	2.60
Quantity per pallet	628
Pieces per sqm (joint: 12mm)	57

**Amfora Puro White**

Type	Waterstruck
Pick-up location	Beerse (BE)
Article number	12100138
Format	ECO WF
Dimensions	210 x 65 x 50
Weight kg/pc	1.23
Quantity per pallet	1,014
Pieces per sqm (joint: 12mm)	73

**Archipolis Nemo White**

Type	Extruded
Pick-up location	Körtemark (BE)
Article number	12780340
Format	ECO 400
Dimensions	400 x 65 x 40
Weight kg/pc	2.20
Quantity per pallet	360
Pieces per sqm (joint: 12mm)	47

Forum Branco Nuanced


Type	Hand Moulded	Hand Moulded	Hand Moulded
Pick-up location	Beerse (BE)	Beerse (BE)	Beerse (BE)
Article number	169100	169110	12101301
Format	WF	WDF	ECO-WF
Dimensions	215 x 102 x 50	215 x 102 x 65	215 x 65 x 50
Weight kg/po	2,12	2,73	1,37
Quantity per pallet	648	528	1,014
Pieces per sqm (joint: 12mm)	71	57	71

**Elignia Nordica Snow**

Type	Extruded	Extruded
Pick-up location	Kortemark (BE)	Kortemark (BE)
Article number	12760410	12760420
Format		
Dimensions	288 x 65 x 48	288 x 90 x 48
Weight kg/po	1,50	2,01
Quantity per pallet	936	804
Pieces per sqm (joint: 12mm)	56	56

**Elignia Arctica Snow**

Type	Extruded	Extruded
Pick-up location	Kortemark (BE)	Kortemark (BE)
Article number	12760430	12760440
Format		
Dimensions	288 x 65 x 48	288 x 90 x 48
Weight kg/po	1,50	2,01
Quantity per pallet	936	804
Pieces per sqm (joint: 12mm)	56	56

**Agora Ivory White**

Type	Hand Moulded	Hand Moulded	Hand Moulded
Pick-up location	Beerse (BE)	Beerse (BE)	Beerse (BE)
Article number	151830	151835	151845
Format	ECO-WF	WF	WDF
Dimensions	210 x 65 x 50	215 x 102 x 50	215 x 102 x 65
Weight kg/po	1,26	2,11	2,62
Quantity per pallet	1,014	648	528
Pieces per sqm (joint: 12mm)	73	71	57



Domus Dove White

Type	Rustical
Pick-up location	Péruwelz (BE)
Article number	12714360
Format	M50
Dimensions	188 x 88 x 43
Weight kg/pc	1,23
Quantity per pallet	950
Pieces per sqm (joint: 12mm)	83

**Agora Nevel White**

Type	Hand Moulded
Pick-up location	Reerse (BE)
Article number	12152000
Format	ECO WF
Dimensions	210 x 65 x 50
Weight kg/pc	1,24
Quantity per pallet	1,014
Pieces per sqm (joint: 12mm)	73

**Nubilum Helios White**

Type	Hand Moulded	Hand Moulded
Pick-up location	Péruwelz (BE)	Péruwelz (BE)
Article number	12715370	12719380
Format	ECO WF	ECO WDF
Dimensions	215 x 65 x 50	215 x 65 x 65
Weight kg/pc	1,76	1,76
Quantity per pallet	1,290	890
Pieces per sqm (joint: 12mm)	71	57

**Imperium Albius**

Type	Rustical	Rustical
Pick-up location	Kortemark (BE)	Kortemark (BE)
Article number	12810100	12810180
Format	ECO RF	ECO IUZO
Dimensions	238 x 75 x 40	238 x 75 x 48
Weight kg/pc	1,21	1,32
Quantity per pallet	936	936
Pieces per sqm (joint: 12mm)	77	78

**Metropolis Dover White**

Type	Extruded
Pick-up location	Kortemark (BE)
Article number	12760330
Format	ECO 240
Dimensions	240 x 65 x 40
Weight kg/pc	1,19
Quantity per pallet	890
Pieces per sqm (joint: 12mm)	76

**Domus Casa Lena**


Type	Rustical	Rustical
Pick-up location	Péruwelz (BE)	Péruwelz (BE)
Article number	12718060	12718012
Format	M60	WDF
Dimensions	188 x 88 x 48	215 x 102 x 65
Weight kg/pc	1,26	2,08
Quantity per pallet	936	800
Pieces per sqm (joint: 12mm)	83	57



"From the surrounding bustle to the tranquility of an enclosed courtyard garden"



Eligna Arctica Snow
IMPULS(E) architects, Brussels, Belgium



Agora Nevelvit

Géraldine Bruneel, Mobile Architectural Office Marine de Froberville, Paris Habitat



Eligna Arctica White

Frédéric Vandopinck, Wouter Willems architecten,
Gilles Vanneste and Josephine Van Haverbeke, Antwerpen,
in collaboration with Mateo and Revve




Eligna Arctica Snow

Eold architects, Antwerpen i.o.w. Patine restoration architects,
Antwerpen & Architectenbureau H-C Demyttenaere,
Knokke-Heist i.o.w. FICO, Kerksken, Belgium



Imperium Flavius


CAAN architecten, Gent in collaboration
with Rietveld Projects



Yellow

bright and intense

Latero-Avoro
Flemish bond of double stretchers and headers



Edelstein Saffier

Type	Hand Moulded
Pick-up location	Erlecom (NL)
Article number	11418700
Format	WF
Dimensions	210 x 100 x 50
Weight kg/pc	1,67
Quantity per pallet	396
Pieces per sqm (joint: 12mm)	73



Amfora Zafferano

Type	Hand Moulded
Pick-up location	Beersa (BE)
Article number	12100733
Format	ECIO WF
Dimensions	215 x 65 x 50
Weight kg/pc	1,17
Quantity per pallet	1,014
Pieces per sqm (joint: 12mm)	71

Brugse Strobloem (Andante Golden Buff)

Type	Hand Moulded
Pick-up location	Kortemark (BE)
Article number	12800312
Format	WDF
Dimensions	215 x 102 x 65
Weight kg/pc	2,05
Quantity per pallet	900
Pieces per sqm (joint: 12mm)	57



Edelstein Jaspis

Type	Waterstruck
Pick-up location	Erlecom (NL)
Article number	11418700
Format	WF
Dimensions	210 x 100 x 50
Weight kg/pc	1,67
Quantity per pallet	396
Pieces per sqm (joint: 12mm)	73




Arces Corn Yellow


Type	Hand Moulded	Hand Moulded
Pick-up location	Peruwelz (BE)	Peruwelz (BE)
Article number	12708490	12709510
Format	WF	WDF
Dimensions	210 x 100 x 50	215 x 102 x 65
Weight kg/pc	1,70	1,93
Quantity per pallet	900	880
Pieces per sqm (joint: 12mm)	73	57

Corona (Olde Alton Yellow)

Type	Hand Moulded
Pick-up location	Beerse (BE)
Article number	155410
Format	WDF
Dimensions	215 x 102 x 65
Weight kg/pc	2.31
Quantity per pallet	526
Pieces per sqm (joint: 12mm)	57

**Ivory Silversand**

Type	Hand Moulded
Pick-up location	Haarlem (NL)
Article number	1420
Format	WDF
Dimensions	215 x 102 x 65
Weight kg/pc	2.04
Quantity per pallet	640
Pieces per sqm (joint: 12mm)	57

**Eton Buff**

Type	Hand Moulded
Pick-up location	Haarlem (NL)
Article number	1420
Format	WDF
Dimensions	215 x 102 x 65
Weight kg/pc	2.04
Quantity per pallet	640
Pieces per sqm (joint: 12mm)	57

**Ivory**

Type	Hand Moulded
Pick-up location	Haarlem (NL)
Article number	1400
Format	WF
Dimensions	210 x 100 x 50
Weight kg/pc	1.07
Quantity per pallet	400
Pieces per sqm (joint: 12mm)	73

**Bemmels Brons Klinker VB**


Type	Hand Moulded
Pick-up location	Bemmel (NL)
Article number	114401
Format	WF
Dimensions	210 x 100 x 50
Weight kg/pc	1.65
Quantity per pallet	440
Pieces per sqm (joint: 12mm)	73

Amarillo (Bramshaw Buff)

Type	Hand Moulded
Pick-up location	Lanaken (BE)
Article number	12453410
Format	WDF
Dimensions	215 x 102 x 65
Weight kg/pc	2.17
Quantity per pallet	628
Pieces per sqm (joint: 12mm)	57

**Yellow Brown Nuanced**

Type	Hand Moulded
Pick-up location	Haarlem (NL)
Article number	1426
Format	WDF
Dimensions	215 x 102 x 65
Weight kg/pc	2.04
Quantity per pallet	640
Pieces per sqm (joint: 12mm)	57

**Veldbloem (Oakington Buff)**

Type	Hand Moulded	Hand Moulded	Hand Moulded
Pick-up location	Lanaken (BE)	Lanaken (BE)	Lanaken (BE)
Article number	12452910	12452920	12452930
Format	WDF	ECO WF	ECO WDF
Dimensions	215 x 102 x 65	215 x 65 x 50	215 x 65 x 65
Weight kg/pc	2.13	1.19	1.55
Quantity per pallet	628	1,248	904
Pieces per sqm (joint: 12mm)	57	71	57

Yellow Klinker

Type	Hand Moulded
Pick-up location	Bemmel (NL)
Article number	114191
Format	VF
Dimensions	210 x 100 x 40
Weight kg/pc	1.41
Quantity per pallet	540
Pieces per sqm (joint: 12mm)	91

St Ives Cream Blended

Type	Rustical
Pick-up location	Péruwelz (BE)
Article number	12716110
Format	WDF
Dimensions	215 x 102 x 65
Weight kg/pc	1.94
Quantity per pallet	600
Pieces per sqm (joint: 12mm)	57

**Abote (Abbotsley Antique)**

Type	Hand Moulded
Pick-up location	Péruwelz (BE)
Article number	12708412
Format	WDF
Dimensions	215 x 102 x 65
Weight kg/pc	1.93
Quantity per pallet	680
Pieces per sqm (joint: 12mm)	57

**Yellow Black Nuanced**

Type	Hand Moulded
Pick-up location	Haften (NL)
Article number	1427
Format	WDF
Dimensions	215 x 102 x 65
Weight kg/pc	2.04
Quantity per pallet	640
Pieces per sqm (joint: 12mm)	57

Edelsteen Citrien

Type	Waterstruck
Pick-up location	Erecom (NL)
Article number	11418200
Format	WF
Dimensions	210 x 100 x 50
Weight kg/pc	1.68
Quantity per pallet	390
Pieces per sqm (joint: 12mm)	73



Yellow Nuanced Silversand

Type	Hand Moulded
Pick-up location	Emmel (NL)
Article number	113204
Format	WF
Dimensions	210 x 100 x 50
Weight kg/pc	1.61
Quantity per pallet	800
Pieces per sqm (joint: 12mm)	73

**Old Ieper (Olde Ely Cream)**

Type	Hand Moulded
Pick-up location	Pfluwez (BE)
Article number	12708612
Format	WDF
Dimensions	215 x 102 x 65
Weight kg/pc	1.93
Quantity per pallet	690
Pieces per sqm (joint: 12mm)	57

**Archipolis Vegas Yellow**

Type	Extruded	Extruded
Pick-up location	Kortemark (BE)	Kortemark (BE)
Article number	12763640	12763740
Format	ECO 240	ECO 400
Dimensions	240 x 65 x 40	400 x 65 x 40
Weight kg/pc	1.16	2.21
Quantity per pallet	880	380
Pieces per sqm (joint: 12mm)	76	47

**Asuka**

Type	Extruded	Extruded	Extruded	Extruded
Pick-up location	Buchwäldchen (DE)	Buchwäldchen (DE)	Buchwäldchen (DE)	Buchwäldchen (DE)
Article number	34370100	34370200	34370110	34370210
Format	NF 7-Schitz	NF Full brick	RF 7-Schitz OF	RF Full brick OF
Dimensions	240 x 115 x 71	240 x 115 x 71	250 x 120 x 65	250 x 120 x 65
Weight kg/pc	3.70	4.20	3.80	4.20
Quantity per pallet	250	250	275	275
Pieces per sqm (joint: 12mm)	48	48	52	52

Tamiko

Type	Extruded	Extruded
Pick-up location	Kreihlmmen (DE)	Kreihlmmen (DE)
Article number	34471720	34471720
Format	NF Full Brick	NF B Lochung
Dimensions	240 x 115 x 71	240 x 115 x 71
Weight kg/pc	4.30	3.50
Quantity per pallet	206	416
Pieces per sqm (joint: 12mm)	48	48

**Old Damme**

Type	Rustical
Pick-up location	Péruwelz (BE)
Article number	12715910
Format	WDF
Dimensions	215 x 102 x 65
Weight kg/pc	2.03
Quantity per pallet	600
Pieces per sqm (joint: 12mm)	57

**Old Torhout**

Type	Rustical
Pick-up location	Péruwelz (BE)
Article number	12715810
Format	WDF
Dimensions	215 x 102 x 65
Weight kg/pc	2.05
Quantity per pallet	600
Pieces per sqm (joint: 12mm)	57

Edelsteen Amber

Type	Hand Moulded
Pick-up location	Erfcom (NL)
Article number	11419200
Format	WF
Dimensions	210 x 100 x 50
Weight kg/pc	1.66
Quantity per pallet	396
Pieces per sqm (joint: 12mm)	73

**Avolto Muria Yellow**

Type	Rustical	Rustical
Pick-up location	Lanaken (BE)	Lanaken (BE)
Article number	12462920	12462930
Format	ECO WF	ECO WDF
Dimensions	215 x 65 x 50	215 x 65 x 55
Weight kg/pc	1.16	1.44
Quantity per pallet	1,248	904
Pieces per sqm (joint: 12mm)	71	57

Retro Lautrec (Retro Gault Stock)

Type	Rustical	Rustical
Pick-up location	Péruwelz (BE)	Péruwelz (BE)
Article number	12710960	12710912
Format	M60	WDF
Dimensions	185 x 88 x 48	215 x 102 x 65
Weight kg/pc	1.24	1.96
Quantity per pallet	936	600
Pieces per sqm (joint: 12mm)	83	57



Arces Com Yellow

Architect Groep Archio, Antwerpen



Amfora Zafferano

Architect RV-architecten, Kanogem



St Ives Cream Blended

Architecture Tane Cox Red Architects, New Zealand




De Krone: Colorada and Hampstead Yellow

Lens'ass architects, Hasselt, Belgium

"Infill project that transcends history"

Marziale

POLO, Mauro Poponcini, Antwerpen, on behalf of KU Louven



© Photography: © Eyerboeld



Clay pavers



Clay pavers: durability, versatility and safety

A harmonious look for public spaces

Clay pavers are extremely durable. They last for an average of 125 years, keeping their colour and needing very little maintenance.


Their durability and their special aesthetic qualities make Wienerberger clay pavers the ideal solution for paved public areas. The broad range of variants means that they can be integrated into the appearance of the street. Clay pavers create peacefulness on terraces and squares. They provide unity: contributing to the harmony of colour, style and appearance, they generate an almost natural link between aesthetics and functionality.

Extremely beautiful, for both inside and outside

Who said clay pavers are only suitable for your driveway or terrace? Today we are seeing more and more projects that create surprising effects in interiors too. Gardens or terraces, for instance, can extend indoors, creating a single whole that exudes space. Clay pavers also offer the same advantages in the home: a long lifespan, keeping their colour and shape, low maintenance, and so forth – you name it!

Water permeable clay paver Aquata

With the water permeable clay paver Aquata, you are combining five great benefits in one hand: functionality, aesthetics, regulation, ecology and a long service life. A brief explanation.





Active paving

In the market of high-quality paving material, there was a demand for clay paver for a water permeable surface. The government is increasingly interested in the infiltration of rainwater and imposes requirements for this. To meet these needs, Wienerberger has developed the Aquata clay paver, which allows rainwater to infiltrate into the soil locally. What is different about the collection is that the Aquata is equipped with spacers, so that it is installed with 6mm joints. The rainwater can seep through undisturbed and infiltrate into the soil. The paved surface consists of about 10% joints, which meets the minimum requirement for a water permeable surface. Combined with water permeable grouting material and ditto construction below the clay pavers, additional measures, such as placing infiltration boxes or installing 'wadis', is therefore generally not necessary.

Because the water flows away from the clay paver faster via the wider joints, it also decreases the risk of growth of algae, moss and weeds in the joints. This is extra beneficial for the appearance and ease of maintenance of the pavement. That appearance and ease of maintenance are the other great benefits of the water permeable clay paver. With the Aquata you are competing in the market segment of high-quality paving material. The non-sanded extrusion press clay pavers look pure and authentic and boast a long service life and a high sustainability score. They are available in the colour-fast tints Black, Red, Brown and Grey, and acquire an attractive patina over the years.

Big application field

Clay pavers are comfortable in use and therefore score high among those looking for high-quality paving material. In addition, they are suitable for a wide variety of applications. These pavers are particularly suitable for installing terraces and driveways, both around a private home and at a larger scale in developments. But they are also excellent for public spaces, such as parking lots, squares and cycling paths, or on evacuation routes for the fire department. They can easily handle a load of up to 500 light vehicles a day.

The Aquata water permeable clay paver illustrates all the more Wienerberger's policy regarding continuous product development, which aims for continuously better ecological and functional performance, but always with an eye for the aesthetic aspects.

BLACK

Aquata Black

Pick-up location	Heteren (NL)
Article number	11188110
Format	DF
Dimensions	200 x 63 x 60 excl. ribs 212 x 69 x 60 incl. ribs
Weight kg/po	2,34
Quantity per pallet	600
Pieces per sqm flat (joint: 3-5mm)	73



Eros Unsanded

Pick-up location	Heteren (NL)
Article number	195390
Format	UWF60
Dimensions	200 x 50 x 60
Weight kg/po	1,31
Quantity per pallet	1,040
Pieces per sqm flat (joint: 3-5mm)	97-103



Dresden

Pick-up location	Buchwäldchen (DE)	Buchwäldchen (DE)	Buchwäldchen (DE)	Buchwäldchen (DE)	Buchwäldchen (DE)
Article number	34382300	34382310	34382320	34382340	34382350
Format	WF	WF	WNF	DF	NF
Dimensions	200 x 100 x 52	200 x 100 x 52	200 x 100 x 71	240 x 118 x 52	240 x 118 x 71
Weight kg/po	2,30	2,30	3,10	3,20	4,30
Quantity per pallet	465	465	360	325	250
Pieces per sqm flat (joint: 3-5mm)	48	48	48	34	34

Ares

Pick-up location	Heteren (NL)
Article number	185230
Format	K352
Dimensions	200 x 100 x 52
Weight kg/po	2,44
Quantity per pallet	624
Pieces per sqm flat (joint: 3-5mm)	48-60



Ares Tumbled

Pick-up location	Heteren (NL)	Heteren (NL)	Heteren (NL)
Article number	185235	11187465	11187435
Format	K352	UWF60	UDF60
Dimensions	200 x 100 x 52	200 x 50 x 60	200 x 65 x 60
Weight kg/po	2,44	1,31	1,58
Quantity per pallet	624	1,040	780
Pieces per sqm flat (joint: 3-5mm)	48-60	97-103	73-76



Langeoog

Pick-up location	Kirchhimmén (DE)
Article number	34478310
Format	
Dimensions	210 x 60 x 70
Weight kg/po	1,50
Quantity per pallet	864
Pieces per sqm up (joint: 3-5mm)	90

Sylt

Pick-up location	Kirchhimmén (DE)
Article number	34481990
Format	WF
Dimensions	200 x 100 x 52
Weight kg/po	2,40
Quantity per pallet	544
Pieces per sqm flat (joint: 3-5mm)	48
Pieces per sqm up (joint: 3-5mm)	90



Basalt

Pick-up location	Nijwaard Oost (NL)	Nijwaard Oost (NL)
Article number	11223010	11223000
Format	WF	DF
Dimensions	200 x 50 x 85	200 x 65 x 85
Weight kg/po	1,57	2,09
Quantity per pallet	960	700
Pieces per sqm flat (joint: 3-5mm)	97-103	73-70

BLACK

Preston Tumbled

Pick-up location	Zernewijnen (NL)	Zernewijnen (NL)
Article number	11201498	11201488
Format	UWF65	UDF65
Dimensions	200 x 50 x 65	200 x 65 x 65
Weight kg/pc	1,30	1,88
Quantity per pallet	960	720
Pieces per sqm flat (joint: 3-5mm)	97-103	73-78



Nostalgie Waterstruck Tumbled

Pick-up location	Zernewijnen (NL)	Zernewijnen (NL)
Article number	11204888	11204868
Format	UWF65	UDF65
Dimensions	201 x 49 x 61	200 x 65 x 65
Weight kg/pc	1,30	1,88
Quantity per pallet	1,044	720
Pieces per sqm flat (joint: 3-5mm)	97-103	97-103


Nostalgie Waterstruck

Pick-up location	Zernewijnen (NL)	Zernewijnen (NL)
Article number	11204863	11204883
Format	UWF65	UDF65
Dimensions	201 x 49 x 61	200 x 65 x 65
Weight kg/pc	1,30	1,88
Quantity per pallet	1,392	1,044
Pieces per sqm flat (joint: 3-5mm)	97-103	73-78



Nero Waterstruck

Pick-up location	Kijfwaard Oost (NL)	Kijfwaard Oost (NL)
Article number	11223150	11223140
Format	WF	DF
Dimensions	200 x 50 x 80	200 x 65 x 80
Weight kg/pc	1,66	2,21
Quantity per pallet	960	700
Pieces per sqm flat (joint: 3-5mm)	97-103	73-78



Nero

Pick-up location	Kijfwaard West (NL)	Kijfwaard West (NL)	Kijfwaard Oost (NL)	Kijfwaard Oost (NL)
Article number	1945801	1955800	11223130	11233120
Format	KK70	KK80	WF	DF
Dimensions	200 x 100 x 70	200 x 100 x 80	200 x 50 x 80	200 x 65 x 80
Weight kg/pc	3,24	3,47	1,66	2,09
Quantity per pallet	400	500	960	696
Pieces per sqm flat (joint: 3-5mm)	48-50	48-50	97-103	73-78

Titan

Pick-up location	Bramsche (DE)	Bramsche (DE)	Bramsche (DE)
Article number	34586050	34586000	34586010
Format		WF	DF
Dimensions	200 x 100 x 45	200 x 100 x 52	240 x 118 x 52
Weight kg/pc	2,00	2,30	3,30
Quantity per pallet	735	665	432
Pieces per sqm flat (joint: 3-5mm)	48	48	34
Pieces per sqm up (joint: 3-5mm)	108	90	75



Nero Waterstruck Tumbled

Pick-up location	Kijfwaard Oost (NL)	Kijfwaard Oost (NL)
Article number	11223158	11223148
Format	WF	DF
Dimensions	200 x 50 x 85	200 x 65 x 85
Weight kg/pc	1,96	2,21
Quantity per pallet	880	660
Pieces per sqm flat (joint: 3-5mm)	97-103	73-78

BLACK

Eros Unsanded Tumbled

Pick-up location	Heteren (NL)	Heteren (NL)
Article number	11185388	11185338
Format	UWF60	UDF60
Dimensions	200 x 50 x 60	200 x 65 x 60
Weight kg/pc	1.31	1.68
Quantity per pallet	1.040	780
Pieces per sqm flat (joint: 3-5mm)	97-103	73-76



Nero Tumbled

Pick-up location	Kijlwaard Oost (NL)	Kijlwaard West (NL)
Article number	11223138	11233128
Format	WF	DF
Dimensions	200 x 50 x 80	200 x 65 x 80
Weight kg/pc	1.68	2.08
Quantity per pallet	880	660
Pieces per sqm flat (joint: 3-5mm)	97-103	73-76



Nero Waterstruck and Aquata Black

BROWN

Antraton Tumbled

Pick-up location	Zennewijnen (NL)
Article number	11201268
Format	UWF65
Dimensions	201 x 49 x 61
Weight kg/pc	1,30
Quantity per pallet	1,040
Pieces per sqm flat (joint: 3-5mm)	97-103



Gasol Waterstruck Tumbled

Pick-up location	Schipperswaard (NL)	Schipperswaard (NL)
Article number	11210828	11210856
Format	WF	DF
Dimensions	200 x 50 x 85	200 x 85 x 85
Weight kg/pc	1,63	2,27
Quantity per pallet	800	766
Pieces per sqm flat (joint: 3-5mm)	97-103	73-76

Auxo Tumbled

Pick-up location	Heteren (NL)	Heteren (NL)
Article number	11188188	11188138
Format	UWF60	UDF60
Dimensions	200 x 50 x 60	200 x 85 x 60
Weight kg/pc	1,31	1,60
Quantity per pallet	1,040	780
Pieces per sqm flat (joint: 3-5mm)	97-103	73-76



Doris Unsanded Tumbled

Pick-up location	Heteren (NL)	Heteren (NL)
Article number	11187068	11187036
Format	UWF60	UDF60
Dimensions	200 x 50 x 60	200 x 85 x 60
Weight kg/pc	1,31	1,66
Quantity per pallet	1,040	780
Pieces per sqm flat (joint: 3-5mm)	97-103	73-76



Schwarzbraun

Pick-up location	Bramsche (DE)	Bramsche (DE)
Article number	34573030	34573050
Format	WF	DF
Dimensions	200 x 100 x 52	240 x 118 x 52
Weight kg/pc	2,30	3,30
Quantity per pallet	665	432
Pieces per sqm flat (joint: 3-5mm)	46	34
Pieces per sqm up (joint: 3-5mm)	90	75

Aquata Brown

Pick-up location	Heteren (NL)
Article number	11188310
Format	DF
Dimensions	200 x 63 x 80 excl. ribs 212 x 69 x 80 incl. ribs
Weight kg/pc	2,34
Quantity per pallet	600
Pieces per sqm flat (joint: 3-5mm)	73

Riesa

Pick-up location	Buchwäldchen (DE)
Article number	34371300
Format	WF
Dimensions	200 x 100 x 52
Weight kg/pc	2,30
Quantity per pallet	465
Pieces per sqm flat (joint: 3-5mm)	46



Incana Waterstruck

Pick-up location	Schipperswaard (NL)	Schipperswaard (NL)
Article number	11212670	11212660
Format	WF	DF
Dimensions	200 x 50 x 85	200 x 85 x 85
Weight kg/pc	1,75	2,35
Quantity per pallet	816	628
Pieces per sqm flat (joint: 3-5mm)	97-103	73-76

"A timeless, relaxing garden experience"



BROWN

Mastiek Tumbled

Pick-up location	Kijfwaard Oost (NL)
Article number	11223098
Format	WF
Dimensions	200 x 50 x 80
Weight kg/pc	1.57
Quantity per pallet	880
Pieces per sqm flat (joint: 3-5mm)	97-103



Lausitz

Pick-up location	Buchwäldchen (DE)
Article number	34376300
Format	WF
Dimensions	200 x 100 x 52
Weight kg/pc	2.30
Quantity per pallet	468
Pieces per sqm flat (joint: 3-5mm)	48



Oliva Waterstruck

Pick-up location	Schipperswaard (NL)	Schipperswaard (NL)
Article number	11212770	11212760
Format	WF	DF
Dimensions	200 x 50 x 80	200 x 85 x 80
Weight kg/pc	1.75	2.35
Quantity per pallet	816	628
Pieces per sqm flat (joint: 3-5mm)	97-103	73-78

Mastiek

Pick-up location	Kijfwaard West (NL)	Kijfwaard West (NL)	Kijfwaard Oost (NL)	Kijfwaard Oost (NL)
Article number	1945000	1955000	11223090	11233080
Format	KK70	KK80	WF	DF
Dimensions	200 x 100 x 70	200 x 100 x 80	200 x 50 x 80	200 x 65 x 80
Weight kg/pc	3.24	3.47	1.57	2.09
Quantity per pallet	400	500	960	896
Pieces per sqm flat (joint: 3-5mm)	48-50	48-50	97-103	73-78



Mastiek Waterstruck

Pick-up location	Kijfwaard Oost (NL)	Kijfwaard Oost (NL)
Article number	11223110	11223100
Format	WF	DF
Dimensions	200 x 50 x 80	201 x 67 x 82
Weight kg/pc	1.57	2.09
Quantity per pallet	960	700
Pieces per sqm flat (joint: 3-5mm)	97-103	73-78

Mastiek Waterstruck Tumbled

Pick-up location	Kijfwaard Oost (NL)
Article number	11223118
Format	WF
Dimensions	200 x 50 x 80
Weight kg/pc	1.57
Quantity per pallet	880
Pieces per sqm flat (joint: 3-5mm)	97-103

Pastorale Mix Tumbled

Pick-up location	Zernewijnen (NL)
Article number	11207618
Format	UWF65
Dimensions	201 x 49 x 61
Weight kg/pc	1.30
Quantity per pallet	1,040
Pieces per sqm flat (joint: 3-5mm)	97-103

Pastorale Tumbled

Pick-up location	Zernewijnen (NL)
Article number	11207818
Format	UDF65
Dimensions	200 x 65 x 65
Weight kg/pc	1.88
Quantity per pallet	720
Pieces per sqm flat (joint: 3-5mm)	73-78



Zenneton Waterstruck Mix Tumbled

Pick-up location	Zernewijnen (NL)	Zernewijnen (NL)
Article number	11207968	11207968
Format	UWF65	UDF65
Dimensions	200 x 50 x 65	200 x 65 x 65
Weight kg/pc	1.30	1.84
Quantity per pallet	960	720
Pieces per sqm flat (joint: 3-5mm)	97-103	73-78

BROWN

Oliva Waterstruck Tumbled

Pick-up location	Schipperswaard (NL)	Schipperswaard (NL)
Article number	11212778	11212788
Format	WF	WDF
Dimensions	201 x 50 x 83	201 x 66 x 83
Weight kg/pc	1.75	2.35
Quantity per pallet	800	600
Pieces per sqm flat (joint: 3-5mm)	97-103	73-76

**Incana Waterstruck Tumbled**

Pick-up location	Schipperswaard (NL)	Schipperswaard (NL)
Article number	11212678	11212688
Format	WF	DF
Dimensions	200 x 50 x 85	200 x 65 x 85
Weight kg/pc	1.75	2.35
Quantity per pallet	880	660
Pieces per sqm flat (joint: 3-5mm)	97-103	73-76



GREY

Aquata Grey

Pick-up location	Heteren (NL)
Article number	11188210
Format	DF
Dimensions	200 x 63 x 60 excl. ribs 212 x 69 x 90 incl. ribs
Weight kg/pc	2.34
Quantity per pallet	600
Pieces per sqm flat (joint: 3-5mm)	73



Lotis

Pick-up location	Heteren (NL)	Heteren (NL)
Article number	199330	11187154
Format	KK52	DF80
Dimensions	200 x 100 x 52	200 x 65 x 60
Weight kg/pc	2.44	2.42
Quantity per pallet	624	660
Pieces per sqm flat (joint: 3-5mm)	48-50	73-76



Lotis Tumbled

Pick-up location	Heteren (NL)
Article number	199338
Format	KK52
Dimensions	200 x 100 x 52
Weight kg/pc	2.44
Quantity per pallet	624
Pieces per sqm flat (joint: 3-5mm)	48-50



Stralsund

Pick-up location	Bramsche (DE)
Article number	34573530
Format	WF
Dimensions	200 x 100 x 52
Weight kg/pc	2.30
Quantity per pallet	630
Pieces per sqm flat (joint: 3-5mm)	48
Pieces per sqm up (joint: 3-5mm)	90



Triton

Pick-up location	Heteren (NL)
Article number	11188260
Format	LWF60
Dimensions	200 x 50 x 60
Weight kg/pc	1.44
Quantity per pallet	1,040
Pieces per sqm flat (joint: 3-5mm)	97-103



Triton Tumbled

Pick-up location	Heteren (NL)
Article number	11188268
Format	LWF60
Dimensions	200 x 50 x 60
Weight kg/pc	1.44
Quantity per pallet	1,040
Pieces per sqm flat (joint: 3-5mm)	97-103



Lotis Unsanded Tumbled

Pick-up location	Heteren (NL)	Heteren (NL)	Heteren (NL)
Article number	11189310	11187168	11187138
Format	KTF65	UWF60	UDF60
Dimensions	150 x 150 x 65	200 x 50 x 60	200 x 65 x 60
Weight kg/pc	3.53	1.44	1.76
Quantity per pallet	462	1,040	780
Pieces per sqm flat (joint: 3-5mm)	45	97-103	73-76

WHITE

Argenti

Pick-up location	Heteren (NL)	Heteren (NL)
Article number	196514	11186554
Format	KK70	DF85
Dimensions	200 x 100 x 70	200 x 65 x 60
Weight kg/pc	3.24	2.42
Quantity per pallet	400	660
Pieces per sqm flat (joint: 3-5mm)	48-50	73-76





PURPLE



Atlas Tumbled

Pick-up location	Heteren (NL)	Heteren (NL)
Article number	11185888	11185838
Format	UWF60	UDF60
Dimensions	200 x 50 x 60	200 x 65 x 60
Weight kg/pce	1.45	1.57
Quantity per pallet	1,040	780
Pieces per sqm flat (joint: 3-5mm)	97-103	73-76



Gaia Waterstruck Tumbled

Pick-up location	Schipperswaard (NL)	Schipperswaard (NL)
Article number	11212638	11212628
Format	WF	DF
Dimensions	200 x 60 x 85	200 x 65 x 85
Weight kg/pce	1.88	2.45
Quantity per pallet	880	660
Pieces per sqm flat (joint: 3-5mm)	97-103	73-76




Norton

Pick-up location	Zernewijnen (NL)	Zernewijnen (NL)
Article number	11202690	11202680
Format	WF	DF
Dimensions	200 x 50 x 80	200 x 65 x 80
Weight kg/pce	1.63	2.27
Quantity per pallet	1,132	824
Pieces per sqm flat (joint: 3-5mm)	97-103	73-76

PURPLE

Rosa Waterstruck

Pick-up location	Schipperswaard (NL)	Schipperswaard (NL)
Article number	11212810	11212800
Format	WF	DF
Dimensions	200 x 50 x 80	200 x 65 x 80
Weight kg/po	1,68	2,35
Quantity per pallet	816	628
Pieces per sqm flat (joint: 3-5mm)	97-103	73-76



Astra Tumbled

Pick-up location	Heteren (NL)
Article number	11187218
Format	KTF60
Dimensions	150 x 150 x 60
Weight kg/po	3,53
Quantity per pallet	462
Pieces per sqm flat (joint: 3-5mm)	97-103



Omber

Pick-up location	Kijfwaard West (NL)	Kijfwaard Oost (NL)	Kijfwaard Oost (NL)
Article number	11233160	11223170	11223160
Format	K33C	WF	DF
Dimensions	200 x 100 x 80	200 x 50 x 80	200 x 65 x 80
Weight kg/po	3,47	1,84	2,31
Quantity per pallet	696	960	700
Pieces per sqm flat (joint: 3-5mm)	48-50	97-103	73-76

Rosa Waterstruck Tumbled

Pick-up location	Schipperswaard (NL)	Schipperswaard (NL)
Article number	11212818	11212808
Format	WF	DF
Dimensions	201 x 50 x 83	201 x 66 x 83
Weight kg/po	1,68	2,35
Quantity per pallet	800	600
Pieces per sqm flat (joint: 3-5mm)	97-103	73-76



Omber Tumbled

Pick-up location	Kijfwaard Oost (NL)
Article number	11223178
Format	WF
Dimensions	200 x 50 x 80
Weight kg/po	1,54
Quantity per pallet	880
Pieces per sqm flat (joint: 3-5mm)	97-103



Norton Tumbled

Pick-up location	Zernewijnen (NL)	Zernewijnen (NL)	Zernewijnen (NL)	Zernewijnen (NL)
Article number	11201198	11202898	11201188	11202888
Format	UWF65	WF	UDF65	DF
Dimensions	200 x 50 x 85	200 x 50 x 80	200 x 65 x 85	200 x 65 x 80
Weight kg/po	1,30	1,63	1,84	2,27
Quantity per pallet	960	880	720	660
Pieces per sqm flat (joint: 3-5mm)	97-103	97-103	73-76	73-76

RED



Bruno

Pick-up location	Kijfwaard West (NL)	Kijfwaard West (NL)	Kijfwaard Oost (NL)	Kijfwaard West (NL)
Article number	1940000	1950000	11223060	11233040
Format	KK7C	KK80	WF	DF
Dimensions	200 x 100 x 70	200 x 100 x 80	200 x 60 x 80	200 x 65 x 80
Weight kg/pc	3.05	3.47	1.84	2.42
Quantity per pallet	400	500	980	696
Pieces per sqm flat (joint: 3-5mm)	48-50	48-50	97-103	73-76

Aquata Red

Pick-up location	Heteren (NL)
Article number	11188410
Format	DF
Dimensions	200 x 63 x 80 excl. ribs 212 x 66 x 80 incl. ribs
Weight kg/pc	2.34
Quantity per pallet	600
Pieces per sqm flat (joint: 3-5mm)	73



Carpo Tumbled

Pick-up location	Heteren (NL)	Heteren (NL)
Article number	11188088	11188038
Format	LWF60	UDF60
Dimensions	200 x 50 x 60	200 x 65 x 60
Weight kg/pc	1.23	1.64
Quantity per pallet	1,040	780
Pieces per sqm flat (joint: 3-5mm)	97-103	73-76



Orion Tumbled

Pick-up location	Heteren (NL)
Article number	11187318
Format	KTF65
Dimensions	150 x 150 x 60
Weight kg/pc	3.53
Quantity per pallet	462
Pieces per sqm flat (joint: 3-5mm)	45



Padova Tumbled

Pick-up location	Kijfwaard Oost (NL)
Article number	11223168
Format	WF
Dimensions	200 x 50 x 85
Weight kg/pc	1.64
Quantity per pallet	880
Pieces per sqm flat (joint: 3-5mm)	97-103



Megaton Mix Tumbled

Pick-up location	Zennewijnen (NL)	Zennewijnen (NL)
Article number	11207628	11207828
Format	LWF65	UDF65
Dimensions	201 x 49 x 81	200 x 65 x 65
Weight kg/pc	1.84	1.84
Quantity per pallet	1,040	720
Pieces per sqm flat (joint: 3-5mm)	97-103	73-76



Paviona Tumbled

Pick-up location	Kijfwaard Oost (NL)
Article number	11223218
Format	WF
Dimensions	200 x 50 x 80
Weight kg/pc	1.64
Quantity per pallet	880
Pieces per sqm flat (joint: 3-5mm)	97-103

Paviona

Pick-up location	Kijfwaard West (NL)	Kijfwaard West (NL)	Kijfwaard Oost (NL)	Kijfwaard West (NL)
Article number	1941000	1951000	11223210	11233200
Format	KK70	KI30	WF	DF
Dimensions	200 x 100 x 70	200 x 100 x 80	200 x 60 x 80	200 x 65 x 80
Weight kg/pc	3.05	3.47	1.64	2.42
Quantity per pallet	400	500	950	696
Pieces per sqm flat (joint: 3-5mm)	48-50	48-50	97-103	73-76

**Novoton Waterstruck**

Pick-up location	Schipperswaard (NL)	Schipperswaard (NL)
Article number	11212750	11212740
Format	WF	DF
Dimensions	200 x 50 x 80	200 x 65 x 80
Weight kg/pc	1.89	2.45
Quantity per pallet	752	604
Pieces per sqm flat (joint: 3-5mm)	97-103	73-76

**Novoton**

Pick-up location	Zernewijnen (NL)	Zernewijnen (NL)	Zernewijnen (NL)	Zernewijnen (NL)
Article number	11200263	11202730	11200283	11202720
Format	LWF65	WF	UDF65	DF
Dimensions	201 x 49 x 81	200 x 50 x 80	200 x 65 x 85	200 x 65 x 80
Weight kg/pc	1.30	1.63	1.84	2.27
Quantity per pallet	1,484	1,132	1,020	824
Pieces per sqm flat (joint: 3-5mm)	97-103	97-103	73-76	73-76

**Novoton Tumbled**

Pick-up location	Zernewijnen (NL)	Zernewijnen (NL)	Zernewijnen (NL)	Zernewijnen (NL)
Article number	11200268	11202738	11200288	11202728
Format	LWF65	WF	UDF65	DF
Dimensions	201 x 49 x 81	200 x 50 x 80	200 x 65 x 85	200 x 65 x 80
Weight kg/pc	1.30	1.63	1.84	2.27
Quantity per pallet	1,040	880	720	660
Pieces per sqm flat (joint: 3-5mm)	97-103	97-103	73-76	73-76


**Novoton Waterstruck Tumbled**

Pick-up location	Zernewijnen (NL)	Schipperswaard (NL)	Schipperswaard (NL)
Article number	11204268	11212758	11212748
Format	LWF65	WF	DF
Dimensions	201 x 49 x 81	201 x 50 x 80	200 x 65 x 80
Weight kg/pc	1.30	1.89	2.45
Quantity per pallet	1,040	800	660
Pieces per sqm flat (joint: 3-5mm)	97-103	97-103	73-76



Bruno Waterstruck

Pick-up location	Schipperswaard (NL)	Schipperswaard (NL)
Article number	11212570	11212560
Format	WF	DF
Dimensions	200 x 50 x 80	200 x 65 x 80
Weight kg/po	1,89	2,45
Quantity per pallet	752	660
Pieces per sqm flat (joint: 3-5mm)	97-103	73-76

**Bruno Tumbled**


Pick-up location	Kijwaard Oost (NL)	Kijwaard West (NL)
Article number	11223058	11233048
Format	WF	DF
Dimensions	200 x 50 x 80	200 x 65 x 80
Weight kg/po	1,64	2,42
Quantity per pallet	860	660
Pieces per sqm flat (joint: 3-5mm)	97-103	73-76

Padova

Pick-up location	Kijwaard West (NL)	Kijwaard West (NL)	Kijwaard West (NL)	Kijwaard Oost (NL)	Kijwaard West (NL)
Article number	1941201	1941200	1951200	11223190	11233150
Format	KK70	KK70	KK80	WF	DF
Dimensions	200 x 100 x 70	200 x 100 x 70	200 x 100 x 80	200 x 50 x 85	200 x 65 x 85
Weight kg/po	3,05	3,05	3,47	1,64	2,52
Quantity per pallet	400	400	500	960	696
Pieces per sqm flat (joint: 3-5mm)	48-50	48-50	48-60	97-103	73-76

**Red Waterstruck Tumbled**

Pick-up location	Zernewijnen (NL)
Article number	11204068
Format	UWF65
Dimensions	201 x 49 x 61
Weight kg/po	1,30
Quantity per pallet	1,040
Pieces per sqm flat (joint: 3-5mm)	97-103

**Penter Red**

Pick-up location	Bramsche (DE)	Bramsche (DE)	Bramsche (DE)	Bramsche (DE)
Article number	34571010	34571080	34571210	34571340
Format		WF		WNF
Dimensions	200 x 100 x 45	200 x 100 x 82	200 x 100 x 62	200 x 100 x 71
Weight kg/po	2,00	2,30	2,90	3,10
Quantity per pallet	735	665	560	490
Pieces per sqm flat (joint: 3-5mm)	48	48	48	48
Pieces per sqm up (joint: 3-5mm)	108	90	60	70

Pick-up location	Bramsche (DE)	Bramsche (DE)	Bramsche (DE)	Bramsche (DE)
Article number	34571410	34571100	34571050	34571150
Format		DF	DF	
Dimensions	200 x 100 x 80	240 x 118 x 52	240 x 118 x 52	240 x 118 x 52
Weight kg/po	3,50	3,30	3,30	3,90
Quantity per pallet	420	432	432	360
Pieces per sqm flat (joint: 3-5mm)	48	34	34	34
Pieces per sqm up (joint: 3-5mm)	62	75	75	67

Pick-up location	Bramsche (DE)	Bramsche (DE)	Bramsche (DE)
Article number	34571220	34571280	34571350
Format		NF	NF
Dimensions	240 x 118 x 62	240 x 118 x 71	240 x 118 x 71
Weight kg/po	3,90	4,50	4,50
Quantity per pallet	360	312	312
Pieces per sqm flat (joint: 3-5mm)	34	34	34
Pieces per sqm up (joint: 3-5mm)	67	58	58



Ravenna

Pick-up location	Kijwaard West (NL)	Kijwaard West (NL)	Kijwaard West (NL)	Kijwaard Oost (NL)	Kijwaard West (NL)
Article number	1940201	1940200	1950200	11223250	11233240
Format	KK70	KK70	KK80	WF	DF
Dimensions	200 x 100 x 70	200 x 100 x 70	200 x 100 x 80	200 x 50 x 80	200 x 65 x 80
Weight kg/pc	3,05	3,05	3,47	1,64	2,42
Quantity per pallet	400	400	500	960	696
Pieces per sqm flat (joint: 3-5mm)	48-50	48-50	48-50	97-103	73-78



Ravenna Tumbled

Pick-up location	Kijwaard Oost (NL)
Article number	11223258
Format	WF
Dimensions	200 x 50 x 80
Weight kg/pc	1,64
Quantity per pallet	860
Pieces per sqm flat (joint: 3-5mm)	97-103



Ruston

Pick-up location	Zernewijnen (NL)	Zernewijnen (NL)	Zernewijnen (NL)	Zernewijnen (NL)
Article number	11200463	11202830	11200483	11202820
Format	UWF65	WF	UDF65	DF
Dimensions	201 x 49 x 61	200 x 50 x 80	200 x 65 x 65	200 x 65 x 80
Weight kg/pc	1,30	1,63	1,34	2,27
Quantity per pallet	1,484	1,132	1,020	824
Pieces per sqm flat (joint: 3-5mm)	97-103	97-103	73-76	73-76



Ruston Tumbled

Pick-up location	Zernewijnen (NL)	Zernewijnen (NL)	Zernewijnen (NL)	Zernewijnen (NL)
Article number	11200468	11202838	11200488	11202828
Format	UWF65	WF	UDF65	DF
Dimensions	201 x 49 x 61	200 x 50 x 80	200 x 65 x 65	200 x 65 x 80
Weight kg/pc	1,30	1,63	1,34	2,27
Quantity per pallet	1,040	880	720	660
Pieces per sqm flat (joint: 3-5mm)	97-103	97-103	73-76	73-76

Balkum

Pick-up location	Bramsche (DE)	Bramsche (DE)
Article number	34572840	34578240
Format	WF	DF
Dimensions	200 x 100 x 52	240 x 118 x 52
Weight kg/pc	2.30	3.30
Quantity per pallet	665	432
Pieces per sqm flat (joint: 3-5mm)	48	34
Pieces per sqm up (joint: 3-5mm)	90	75

Borkum

Pick-up location	Kirchhimmn (DE)
Article number	34476310
Format	
Dimensions	210 x 50 x 70
Weight kg/pc	1.50
Quantity per pallet	864
Pieces per sqm up (joint: 3-5mm)	90


Juist

Pick-up location	Kirchhimmn (DE)
Article number	34477340
Format	
Dimensions	210 x 50 x 70
Weight kg/pc	1.50
Quantity per pallet	864
Pieces per sqm up (joint: 3-5mm)	90



Florenz Bunt

Pick-up location	Bramsche (DE)	Bramsche (DE)	Bramsche (DE)
Article number	34577010	34577050	34577060
Format		WF	DF
Dimensions	200 x 100 x 45	200 x 100 x 52	240 x 118 x 52
Weight kg/pc	2.00	2.30	3.30
Quantity per pallet	735	665	432
Pieces per sqm flat (joint: 3-5mm)	48	48	34
Pieces per sqm up (joint: 3-5mm)	108	90	75



Wismar

Pick-up location	Buchwäldchen (DE)
Article number	34374320
Format	WF
Dimensions	200 x 100 x 52
Weight kg/pc	2.30
Quantity per pallet	468
Pieces per sqm flat (joint: 3-5mm)	48

Alfaton Mix Tumbled

Pick-up location	Zernewijnen (NL)
Article number	11207648
Format	UWF65
Dimensions	201 x 49 x 61
Weight kg/pc	1.30
Quantity per pallet	1,040
Pieces per sqm flat (joint: 3-5mm)	97-103

Rotblaubunt

Pick-up location	Bramsche (DE)	Bramsche (DE)	Bramsche (DE)	Bramsche (DE)
Article number	34572010	34572100	34572280	34572480
Format		WF		WNF
Dimensions	200 x 100 x 45	200 x 100 x 52	200 x 100 x 62	200 x 100 x 71
Weight kg/pc	2.00	2.30	2.75	3.10
Quantity per pallet	735	665	560	490
Pieces per sqm flat (joint: 3-5mm)	48	48	48	48
Pieces per sqm up (joint: 3-5mm)	108	90	80	70

Pick-up location	Bramsche (DE)	Bramsche (DE)	Bramsche (DE)	Bramsche (DE)
Article number	34572120	34572050	34572290	34572480
Format	DF	DF		NF
Dimensions	240 x 118 x 52	240 x 118 x 52	240 x 118 x 62	240 x 118 x 71
Weight kg/pc	3.30	3.30	3.90	4.50
Quantity per pallet	432	432	360	312
Pieces per sqm flat (joint: 3-5mm)	34	34	34	34
Pieces per sqm up (joint: 3-5mm)	75	75	67	58

RED MULTI

Norderney

Pick-up location	Krohimmen (DE)
Article number	34475320
Format	
Dimensions	210 x 50 x 70
Weight kg/pc	1.50
Quantity per pallet	864
Pieces per sqm up (joint: 3-5mm)	90



Bockhorn Bunt

Pick-up location	Bramsche (DE)
Article number	34587120
Format	
Dimensions	220 x 108 x 52
Weight kg/pc	2.70
Quantity per pallet	504
Pieces per sqm flat (joint: 3-5mm)	40
Pieces per sqm up (joint: 3-5mm)	82



Potsdam

Pick-up location	Buchwäldchen (DE)	Buchwäldchen (DE)
Article number	34388300	34388350
Format	WF	DF
Dimensions	200 x 100 x 52	240 x 118 x 52
Weight kg/pc	2.30	3.20
Quantity per pallet	468	325
Pieces per sqm flat (joint: 3-5mm)	48	34



Rostock

Pick-up location	Buchwäldchen (DE)	Buchwäldchen (DE)
Article number	34388660	34388670
Format	WF	DF
Dimensions	200 x 100 x 52	240 x 118 x 52
Weight kg/pc	2.30	3.20
Quantity per pallet	468	325
Pieces per sqm flat (joint: 3-5mm)	48	34

Oderland

Pick-up location	Buchwäldchen (DE)
Article number	34378300
Format	WF
Dimensions	200 x 100 x 52
Weight kg/pc	2.30
Quantity per pallet	468
Pieces per sqm flat (joint: 3-5mm)	48

Heide

Pick-up location	Buchwäldchen (DE)	Buchwäldchen (DE)
Article number	34372300	34372320
Format	WF	DF
Dimensions	200 x 100 x 52	240 x 118 x 52
Weight kg/pc	2.30	3.20
Quantity per pallet	468	325
Pieces per sqm flat (joint: 3-5mm)	48	34



YELLOW

Zonnebloem Waterstruck

Pick-up location	Kijfwaard Oost (NL)	Kijfwaard Oost (NL)
Article number	11223890	11223880
Format	WF	DF
Dimensions	200 x 50 x 85	200 x 65 x 85
Weight kg/pc	1.64	2.31
Quantity per pallet	960	700
Pieces per sqm flat (joint: 3-5mm)	97-103	73-76

Latina

Pick-up location	Kijfwaard West (NL)
Article number	11233060
Format	DF
Dimensions	200 x 65 x 85
Weight kg/pc	2.09
Quantity per pallet	696
Pieces per sqm flat (joint: 3-5mm)	73-76

Solane

Pick-up location	Kijfwaard West (NL)
Article number	11233300
Format	DF
Dimensions	200 x 65 x 80
Weight kg/pc	2.42
Quantity per pallet	696
Pieces per sqm flat (joint: 3-5mm)	73-76



Bronz Waterstruck

Pick-up location	Schipperswaard (NL)	Schipperswaard (NL)
Article number	11212550	11212540
Format	WF	DF
Dimensions	200 x 50 x 85	200 x 65 x 85
Weight kg/pc	1.89	2.45
Quantity per pallet	752	612
Pieces per sqm flat (joint: 3-5mm)	97-103	73-76



Siena

Pick-up location	Kijfwaard West (NL)	Kijfwaard West (NL)	Kijfwaard West (NL)
Article number	1953000	11233290	11233280
Format	IK30	WF	DF
Dimensions	200 x 100 x 80	200 x 50 x 80	200 x 65 x 80
Weight kg/pc	3.47	1.79	2.42
Quantity per pallet	500	956	696
Pieces per sqm flat (joint: 3-5mm)	48-50	97-103	73-75



Husum

Pick-up location	Bramsche (DE)
Article number	34575090
Format	WF
Dimensions	200 x 100 x 52
Weight kg/pc	2.30
Quantity per pallet	665
Pieces per sqm flat (joint: 3-5mm)	48
Pieces per sqm up (joint: 3-5mm)	90

Märkisch

Pick-up location	Buchwäldchen (DE)
Article number	34370300
Format	WF
Dimensions	200 x 100 x 52
Weight kg/pc	2.30
Quantity per pallet	468
Pieces per sqm flat (joint: 3-5mm)	48

Rügen

Pick-up location	Buchwäldchen (DE)
Article number	34388820
Format	WF
Dimensions	200 x 100 x 52
Weight kg/pc	2.30
Quantity per pallet	468
Pieces per sqm flat (joint: 3-5mm)	48

Siena Tumbled

Pick-up location	Kijfwaard West (NL)
Article number	11233288
Format	DF
Dimensions	200 x 65 x 80
Weight kg/pc	2.42
Quantity per pallet	660
Pieces per sqm flat (joint: 3-5mm)	73-76

Baltrum

Pick-up location	Kirchlammern (DE)
Article number	34479350
Format	WF
Dimensions	210 x 50 x 70
Weight kg/pc	1.50
Quantity per pallet	964
Pieces per sqm up (joint: 3-5mm)	90

Bronz Waterstruck Tumbled

Pick-up location	Schipperswaard (NL)	Schipperswaard (NL)
Article number	11212558	11212548
Format	WF	DF
Dimensions	203 x 50 x 83	200 x 65 x 85
Weight kg/pc	1.63	2.27
Quantity per pallet	800	660
Pieces per sqm flat (joint: 3-5mm)	97-103	73-76

YELLOW



Supraton Mix Tumbled

Pick-up location	Zennewijnen (NL)	Zennewijnen (NL)
Article number	11207838	11207838
Format	UWF65	UDF65
Dimensions	200 x 50 x 65	200 x 65 x 65
Weight kg/pc	1.84	1.84
Quantity per pallet	960	720
Pieces per sqm fat (joint: 3-5mm)	97-105	73-78



Varia Pure Waterstruck

Pick-up location	Schipperswaard (NL)	Schipperswaard (NL)
Article number	11212850	11212840
Format	WF	DF
Dimensions	200 x 50 x 80	200 x 65 x 80
Weight kg/pc	1.89	2.45
Quantity per pallet	752	604
Pieces per sqm fat (joint: 3-5mm)	97-103	73-78



Varia Pure Waterstruck Tumbled

Pick-up location	Schipperswaard (NL)
Article number	11212858
Format	WF
Dimensions	203 x 50 x 83
Weight kg/pc	1.89
Quantity per pallet	600
Pieces per sqm fat (joint: 3-5mm)	97-103




Auraton

Pick-up location	Zennewijnen (NL)	Zennewijnen (NL)
Article number	11202530	11202520
Format	WF	DF
Dimensions	200 x 50 x 85	200 x 65 x 85
Weight kg/pc	1.63	2.27
Quantity per pallet	1,132	824
Pieces per sqm fat (joint: 3-5mm)	97-103	73-78



Varia Waterstruck Tumbled

Pick-up location	Zennewijnen (NL)	Zennewijnen (NL)
Article number	11204368	11204388
Format	UWF65	UDF65
Dimensions	201 x 49 x 61	200 x 65 x 65
Weight kg/pc	1.30	1.84
Quantity per pallet	1,040	720
Pieces per sqm fat (joint: 3-5mm)	97-105	73-78



Practical info

5

Good site practice

Adhering to good site practice will ensure a smooth construction process and the best aesthetic results.

Delivery and storage

From the moment bricks are delivered on site, the way in which they are handled and stored can have an effect on the appearance of brickwork at a later point.

- Bricks should be unloaded onto hard, flat, adequately drained, level ground.
- It is recommended that brick packs should never be stored more than two packs high.
- Palletised products should be stored on-site in a single layer in order to eliminate handling damage.
- Brick packs should be stored in areas which will remain free from mud, splashing by site delivery vehicles and potential staining from other materials.
- All bricks in storage should be adequately protected against rain, snow and frost.

Protection

- Protection of brickwork is important to prevent it from becoming saturated, as this can lead to staining and efflorescence (minerals emerging from the clay).
- Face brickwork should be kept clean and protected; care must be taken to avoid splashing from mortar pointing.
- Incomplete brickwork should be covered with waterproof materials during breaks in construction and overnight.

Appearance

- A suitable site reference panel, representative of the consignment, should be constructed prior to commencement of brickwork in order to provide an indication of the finished wall appearance. In order to ensure a consistent appearance throughout the building, bricks should be blended from a minimum of three packs at the same time in order to avoid colour banding.

Mortar

Correct mortar specification and preparation is critical to the aesthetics, durability, rain resistance and structural performance of brickwork.

- Deliveries of mortar should be protected from the elements.
- The mortar mixing area should be kept clean to avoid contamination.
- Consideration should be given to the appropriate mortar specification for different applications.

Requesting a sample

Samples of bricks, brick slips and clay pavers can be ordered through your distributor.



Official Distributor for Greece



Moschidis Charis
Bricks & Roof Tiles

97, Tatoiou Avenue, Acharne, Athens, Greece
T 210 8077006, M 693 7163954
moschidis.factory@gmail.com
www.moschidis-bricks.gr

This document is not contractual. The colours in this folder show the natural tints of our ceramic materials as effectively as technically possible. Wienerberger retains the right to modify its range as well as the accompanying technical details. Please always check availability. Ceramic materials produced during each production run can vary slightly in colour compared to previous production runs. Samples provided in showrooms always date from previous production runs and thus only provide an indication about the colour. They are of no contractual value.

All facing bricks from Wienerberger have the internationally recognized CE label and are manufactured in accordance with EN 771-1. In addition, all factories operate in accordance with the management system ISO 9001, ISO 14001 and ISO 50001.

The products shown in this brochure are only a selection from our range. Contact us to receive the complete catalogue.

Official Distributor for Greece



Moschidis Charis
Bricks & Roof Tiles

97, Tatoiou Avenue,
Acharne, Athens, Greece

T 210 8077006

M 693 7163954

moschidis.factory@gmail.com

www.moschidis-bricks.gr